



# SAMOS Settlement Statistics and Indicators


June 2024



SOUTH AFRICAN RESERVE BANK

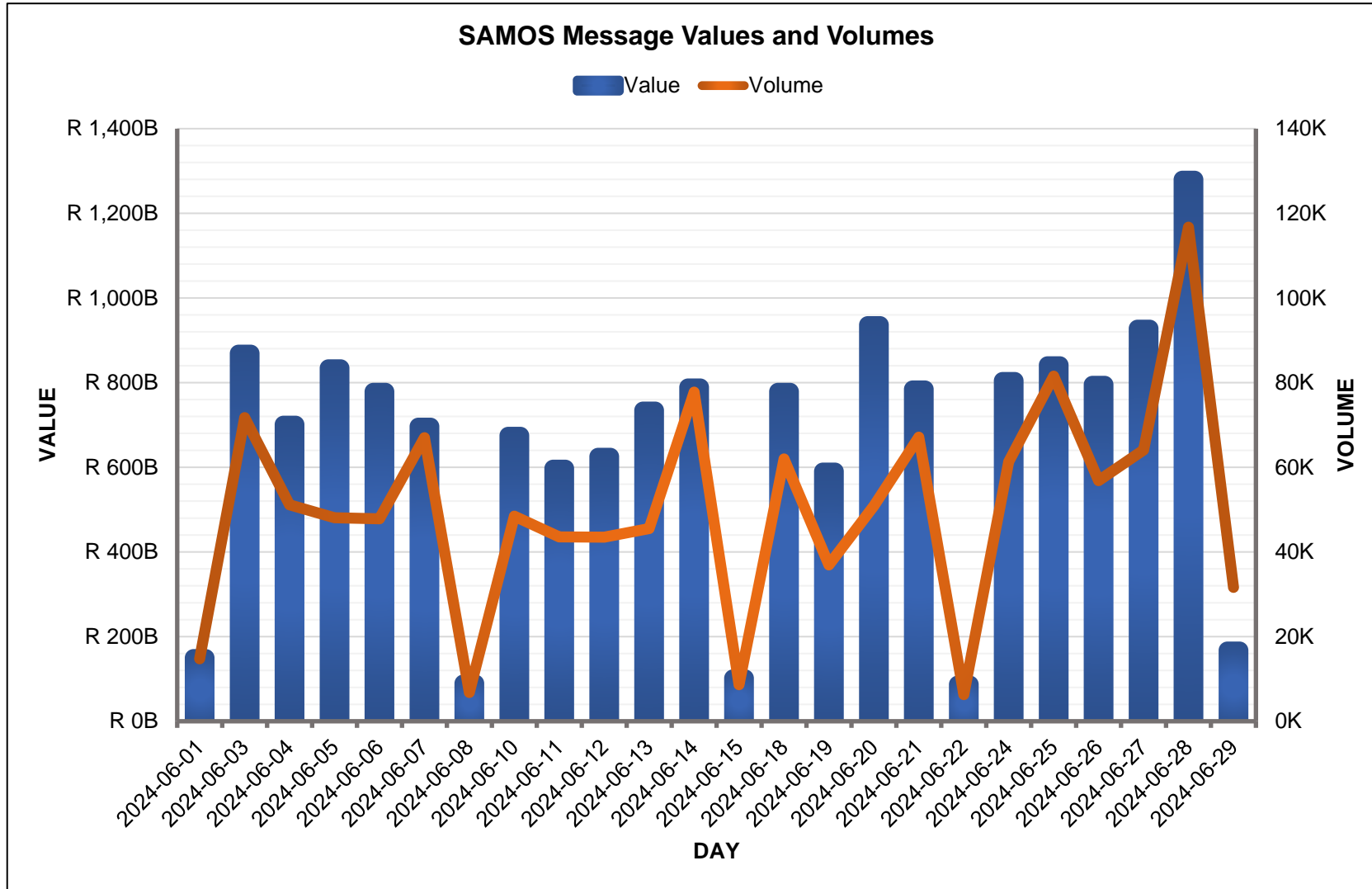
# Settlement Main Indicators for June 2024

- ✓ In June 2024, SAMOS processed **1,210,081** transactions to the value of **ZAR 15,633,879,083,599.90**
- ✓ Peak volume was **116,709** and peak value was **ZAR 1,279,732,423,226.93** on the 28<sup>th</sup> of June 2024.
- ✓ An average number of transactions processed per day was **50,420** representing an average value of **ZAR 651,411,628,483.33**
- ✓ Monthly peak volume in 10 years was **1,600,413** in August 2023.
- ✓ Monthly peak value in 10 years was **ZAR 18,748,367,133,666.60** in August 2023.





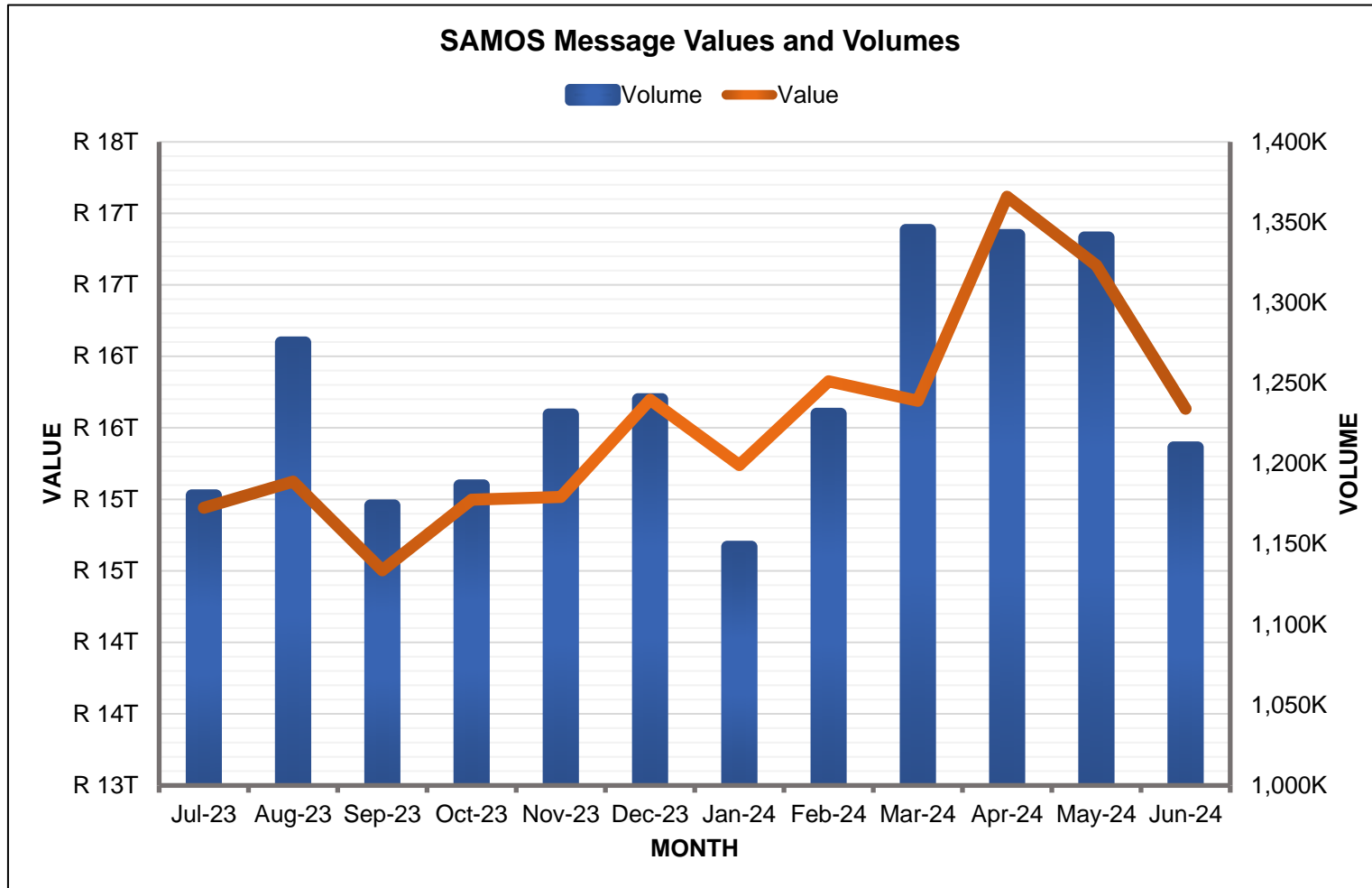
# Daily Message Volumes and Values for June 2024




Daily Values and Volumes per month		
Date	Value	Volume
2024-06-01	R 149,796,749,520.34	14,775
2024-06-03	R 868,756,675,139.59	71,736
2024-06-04	R 700,917,494,424.44	51,127
2024-06-05	R 834,312,612,028.97	48,094
2024-06-06	R 778,744,051,019.09	47,834
2024-06-07	R 696,421,967,475.67	66,991
2024-06-08	R 89,587,965,616.95	6,808
2024-06-10	R 674,970,017,616.34	48,451
2024-06-11	R 597,306,811,861.62	43,546
2024-06-12	R 625,128,205,822.89	43,483
2024-06-13	R 734,459,795,898.13	45,512
2024-06-14	R 788,967,914,137.67	77,739
2024-06-15	R 101,690,115,848.24	8,648
2024-06-18	R 778,623,819,365.26	61,976
2024-06-19	R 590,295,743,501.55	36,957
2024-06-20	R 936,225,827,064.89	50,872
2024-06-21	R 784,342,872,059.72	67,105
2024-06-22	R 86,949,194,481.67	6,308
2024-06-24	R 804,452,069,922.49	61,294
2024-06-25	R 841,513,162,145.90	81,537
2024-06-26	R 795,181,374,776.57	56,855
2024-06-27	R 927,787,798,680.84	64,074
2024-06-28	R 1,279,732,423,226.93	116,709
2024-06-29	R 167,714,421,964.17	31,650
<b>Total</b>	<b>R 15,633,879,083,599.90</b>	<b>1,210,081</b>
<b>Average</b>	<b>R 651,411,628,483.33</b>	<b>50,420</b>



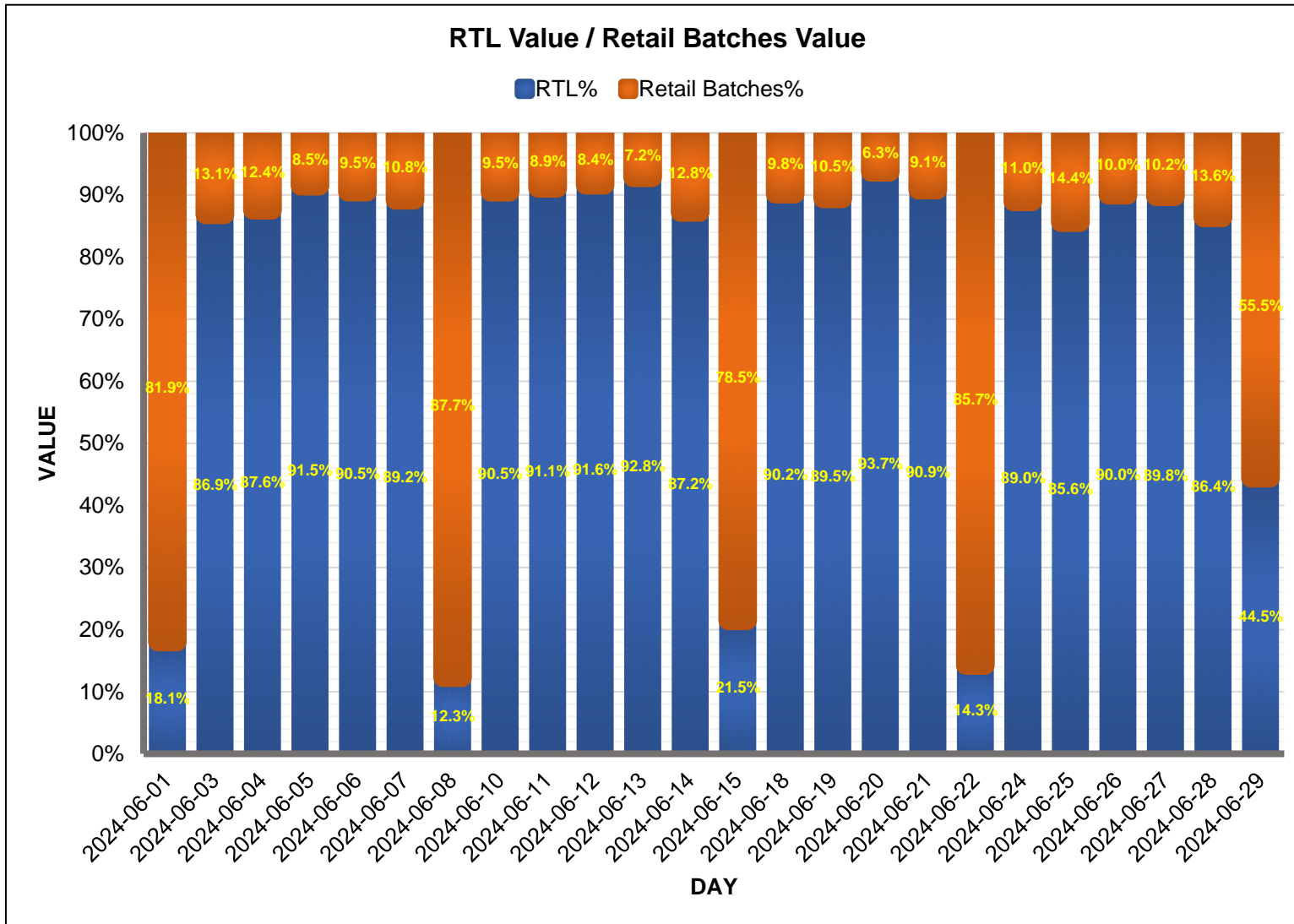
# Total Monthly Message Values and Volumes from July 2023 – June 2024




Message Values and Volumes - Monthly		
Month	Value	Volume
Jul-23	R 14,941,579,221,461.90	1,180,269
Aug-23	R 15,123,417,679,999.80	1,275,268
Sep-23	R 14,503,715,310,740.60	1,173,951
Oct-23	R 14,997,760,758,461.80	1,186,489
Nov-23	R 15,016,586,128,377.90	1,230,548
Dec-23	R 15,696,665,346,379.70	1,240,053
Jan-24	R 15,240,067,459,378.50	1,148,283
Feb-24	R 15,825,454,095,423.20	1,230,950
Mar-24	R 15,689,277,189,296.00	1,345,242
Apr-24	R 17,116,015,515,647.50	1,342,104
May-24	R 16,636,457,507,124.50	1,340,556
Jun-24	R 15,633,879,083,599.90	1,210,081
<b>Total</b>	<b>R 186,420,875,295,891.00</b>	<b>14,903,794</b>
<b>Average</b>	<b>R 15,535,072,941,324.30</b>	<b>1,241,983</b>



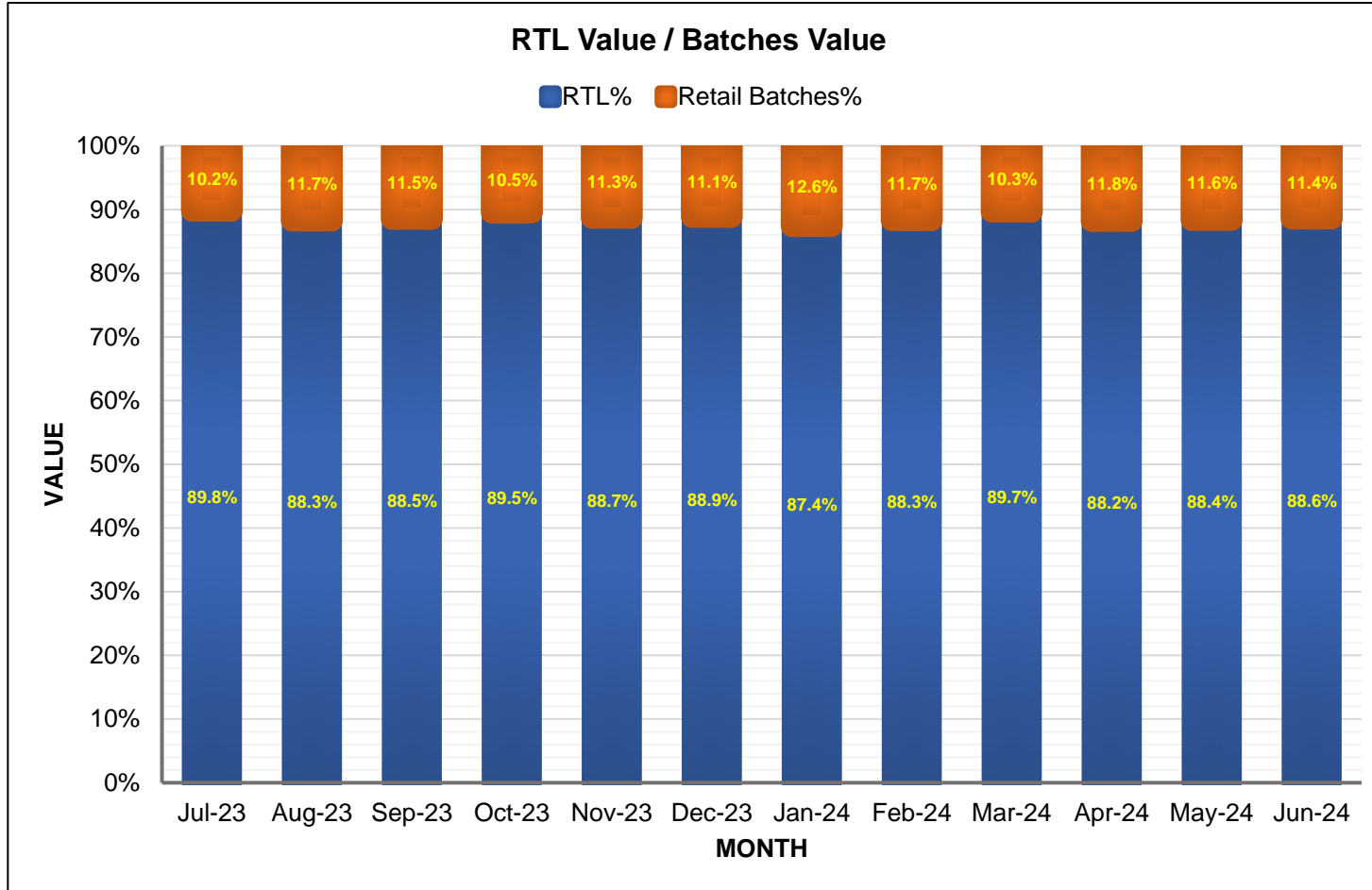
# RTL/Retail Batches Message Values for June 2024




RTL /Retail Batches Message Values		
Date	RTL	Retail Batches
2024-06-01	R 10,155,656,383.77	R 45,978,608,641.64
2024-06-03	R 629,211,195,135.76	R 95,114,894,481.66
2024-06-04	R 482,190,058,302.73	R 68,161,996,325.65
2024-06-05	R 601,961,018,748.00	R 56,049,722,804.28
2024-06-06	R 581,979,850,288.54	R 60,880,174,004.91
2024-06-07	R 519,125,485,694.46	R 62,615,021,280.59
2024-06-08	R 2,138,031,941.15	R 15,195,924,938.79
2024-06-10	R 497,954,813,774.13	R 52,192,056,161.92
2024-06-11	R 439,919,348,957.66	R 42,803,526,157.77
2024-06-12	R 464,203,142,840.26	R 42,362,475,971.07
2024-06-13	R 571,294,513,606.81	R 44,011,069,820.01
2024-06-14	R 553,544,764,228.36	R 80,908,003,552.70
2024-06-15	R 5,800,511,000.13	R 21,176,747,818.75
2024-06-18	R 561,842,423,653.98	R 61,045,160,386.05
2024-06-19	R 398,700,619,400.69	R 47,002,814,053.75
2024-06-20	R 748,243,054,812.22	R 50,118,375,243.10
2024-06-21	R 564,772,477,597.55	R 56,827,409,588.99
2024-06-22	R 2,328,133,043.57	R 13,950,263,655.30
2024-06-24	R 568,672,890,720.14	R 70,543,947,976.75
2024-06-25	R 589,012,195,093.01	R 99,055,666,417.19
2024-06-26	R 592,404,329,323.11	R 65,528,383,885.68
2024-06-27	R 717,843,008,766.92	R 81,505,889,474.14
2024-06-28	R 914,020,385,400.75	R 144,291,478,637.53
2024-06-29	R 36,599,759,473.20	R 45,728,998,668.33
<b>Total</b>	<b>R 11,053,917,668,186.90</b>	<b>R 1,423,048,609,946.55</b>
<b>Average</b>	<b>R 460,579,902,841.12</b>	<b>R 59,293,692,081.11</b>



# RTL /Retail Batches Message Values for 12 Months (July 2023 – June 2024)

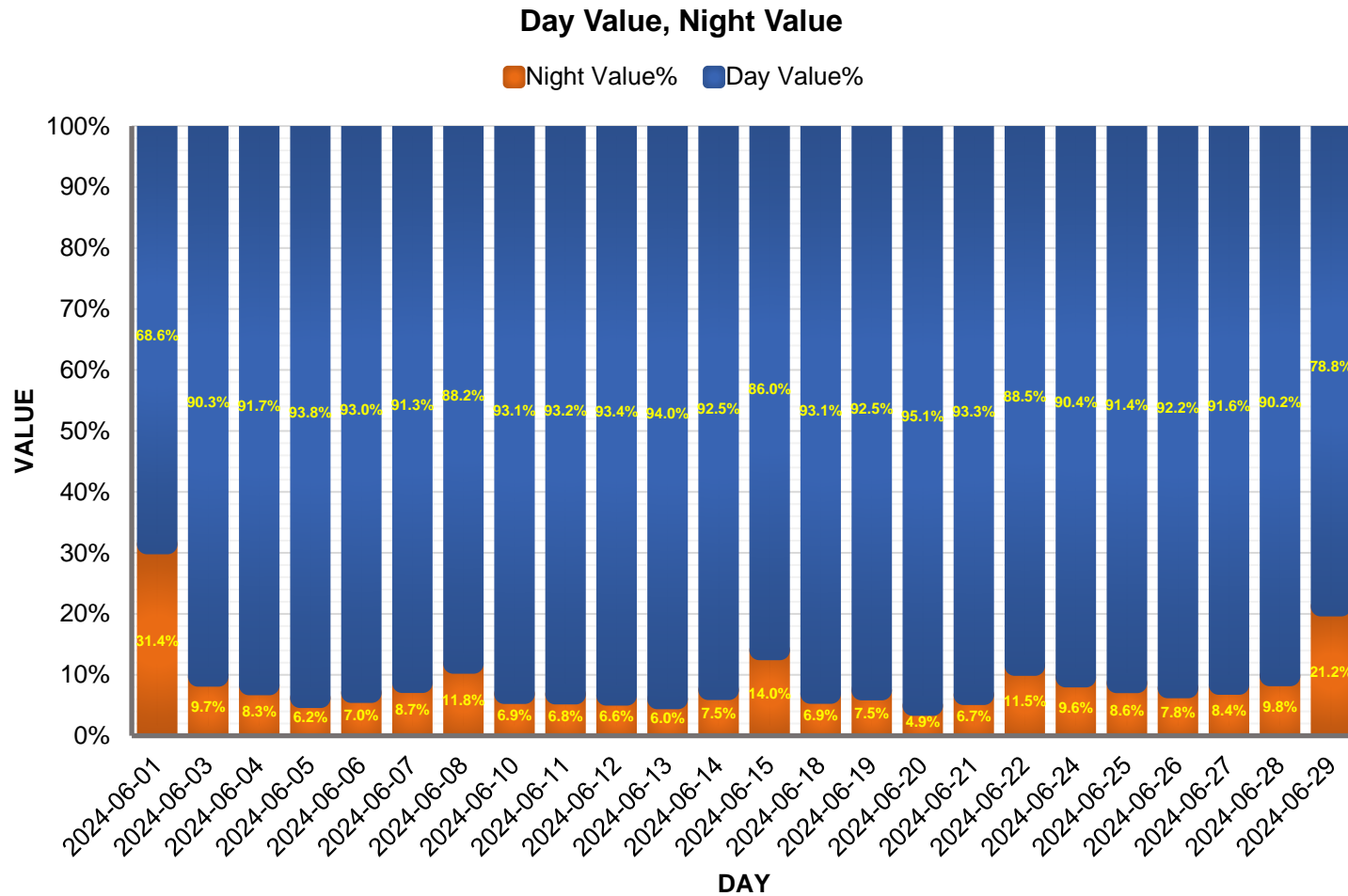


RTL /Batches Message Values		
Month	RTL	Retail Batches
Jul-23	R 12,746,213,708,203.80	R 1,444,420,800,651.18
Aug-23	R 10,871,752,729,628.50	R 1,442,339,343,859.72
Sep-23	R 11,402,820,060,267.80	R 1,476,185,237,182.94
Oct-23	R 12,278,996,527,736.50	R 1,435,467,832,740.71
Nov-23	R 12,598,560,112,765.90	R 1,601,443,639,688.64
Dec-23	R 12,267,852,374,217.20	R 1,537,926,323,678.94
Jan-24	R 10,777,403,248,219.90	R 1,552,983,463,201.37
Feb-24	R 10,344,397,132,175.40	R 1,365,971,952,179.45
Mar-24	R 12,546,410,955,954.50	R 1,442,432,114,572.07
Apr-24	R 10,962,520,644,829.00	R 1,465,156,167,995.37
May-24	R 11,703,310,983,991.70	R 1,537,751,638,580.73
Jun-24	R 11,053,917,668,186.90	R 1,423,048,609,946.55
<b>Total</b>	<b>R 139,554,156,146,177.00</b>	<b>R 17,725,127,124,277.70</b>
<b>Average</b>	<b>R 11,629,513,012,181.40</b>	<b>R 1,477,093,927,023.14</b>






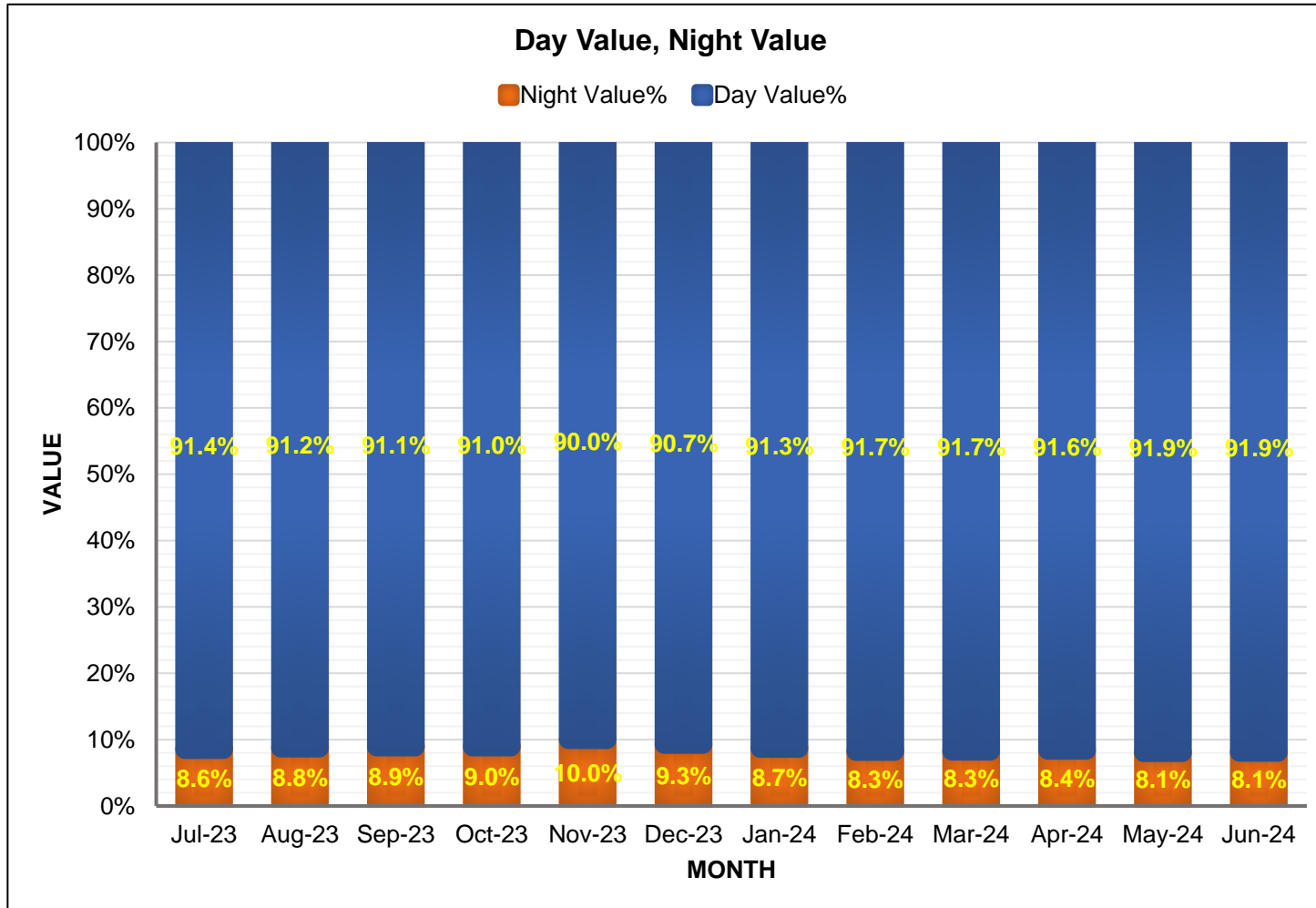
# Day and Night Settlement Values for June 2024




Day and Night Settlement Values		
Date	Night Value	Day Value
2024-06-01	R 47,068,903,843.59	R 102,727,845,676.75
2024-06-03	R 84,380,640,267.47	R 784,376,034,872.12
2024-06-04	R 58,211,160,327.36	R 642,706,334,097.08
2024-06-05	R 51,841,490,226.28	R 782,471,121,802.69
2024-06-06	R 54,874,461,258.03	R 723,869,589,761.06
2024-06-07	R 60,395,719,589.31	R 636,026,247,886.36
2024-06-08	R 10,594,161,331.47	R 78,993,804,285.48
2024-06-10	R 46,290,946,009.13	R 628,679,071,607.21
2024-06-11	R 40,537,040,544.10	R 556,769,771,317.52
2024-06-12	R 41,174,355,739.24	R 583,953,850,083.65
2024-06-13	R 44,174,155,034.13	R 690,285,640,864.00
2024-06-14	R 59,292,900,939.28	R 729,675,013,198.39
2024-06-15	R 14,276,668,637.28	R 87,413,447,210.96
2024-06-18	R 53,705,112,189.58	R 724,918,707,175.68
2024-06-19	R 44,081,076,647.93	R 546,214,666,853.62
2024-06-20	R 45,955,574,634.17	R 890,270,252,430.72
2024-06-21	R 52,533,673,139.26	R 731,809,198,920.46
2024-06-22	R 9,978,744,674.69	R 76,970,449,806.98
2024-06-24	R 77,061,463,921.87	R 727,390,606,000.62
2024-06-25	R 72,685,384,267.36	R 768,827,777,878.54
2024-06-26	R 62,107,784,721.81	R 733,073,590,054.76
2024-06-27	R 77,655,381,140.88	R 850,132,417,539.96
2024-06-28	R 125,183,759,105.98	R 1,154,548,664,120.95
2024-06-29	R 35,592,410,391.29	R 132,122,011,572.88
<b>Total</b>	<b>R 1,269,652,968,581.49</b>	<b>R 14,364,226,115,018.40</b>
<b>Average</b>	<b>R 52,902,207,024.23</b>	<b>R 598,509,421,459.10</b>



# Day and Night Settlement Values for 12 Months (July 2023 – June 2024)

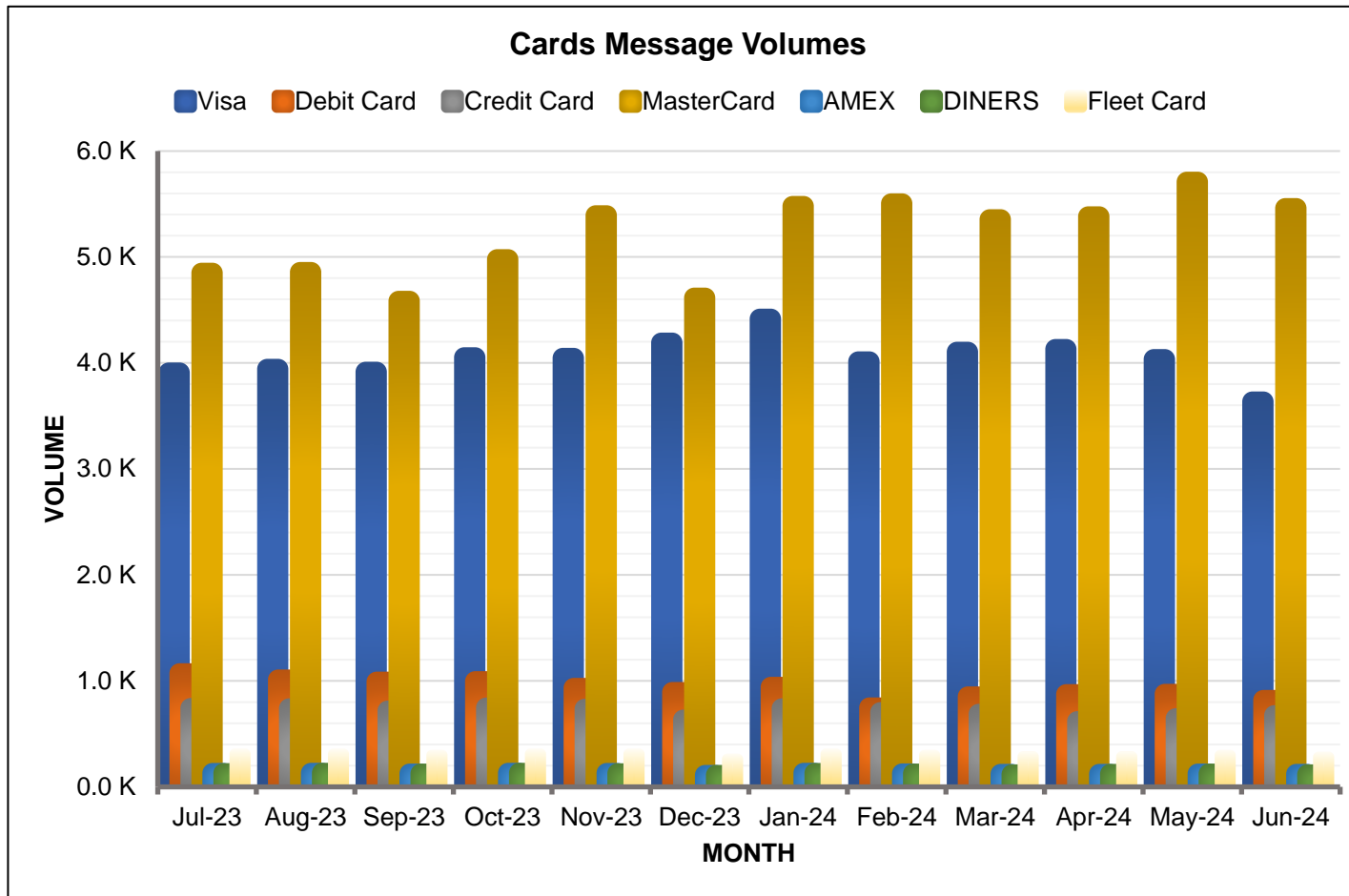


Day and Night Settlement Values		
Month	Night Value	Day Value
Jul-23	R 1,341,854,650,723.26	R 14,345,088,319,886.80
Aug-23	R 1,309,262,756,390.41	R 13,632,316,465,071.50
Sep-23	R 1,350,857,018,136.50	R 13,772,560,661,863.30
Oct-23	R 1,298,238,295,380.46	R 13,205,477,015,360.10
Nov-23	R 1,506,894,640,267.42	R 13,490,866,118,194.40
Dec-23	R 1,398,681,490,086.84	R 13,617,904,638,291.10
Jan-24	R 1,370,139,580,472.61	R 14,326,525,765,907.10
Feb-24	R 968,455,984,703.71	R 10,747,217,368,605.20
Mar-24	R 1,314,860,364,683.89	R 14,510,593,730,739.40
Apr-24	R 1,323,139,003,522.07	R 14,366,138,185,773.90
May-24	R 1,260,421,551,501.44	R 14,341,491,917,897.50
Jun-24	R 1,269,652,968,581.49	R 14,364,226,115,018.40
<b>Total</b>	<b>R 15,712,458,304,450.10</b>	<b>R 164,720,406,302,609.00</b>
<b>Average</b>	<b>R 1,309,371,525,370.84</b>	<b>R 13,726,700,525,217.40</b>





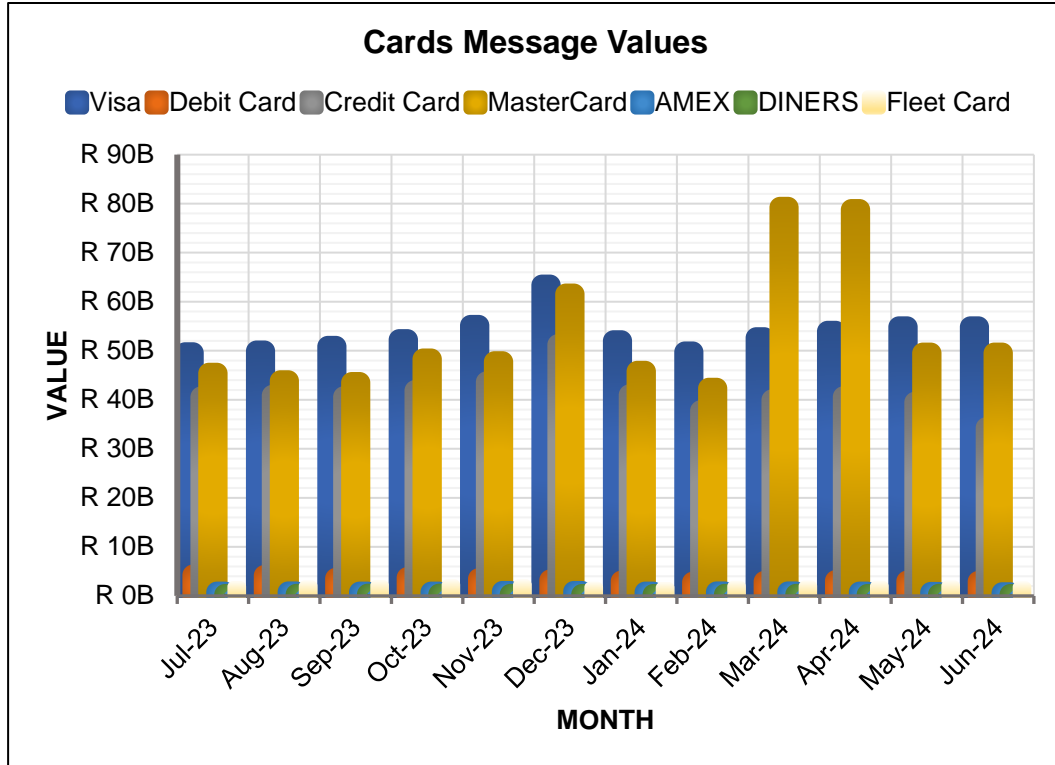
# Cards Message Volumes from July 2023 - June 2024



Cards Monthly Volume							
Month	Visa	Debit Card	Credit Card	MasterCard	AMEX	DINERS	Fleet Card
Jul-23	3,909	1,070	743	4,850	129	128	312
Aug-23	3,943	1,011	740	4,856	130	130	312
Sep-23	3,915	992	718	4,585	124	124	300
Oct-23	4,052	995	746	4,978	130	130	312
Nov-23	4,047	932	735	5,392	129	127	312
Dec-23	4,191	893	633	4,615	110	110	264
Jan-24	4,416	942	739	5,480	130	129	312
Feb-24	4,013	748	704	5,504	125	124	300
Mar-24	4,104	852	688	5,355	120	117	288
Apr-24	4,130	873	618	5,382	120	120	288
May-24	4,035	876	646	5,708	124	123	300
Jun-24	3,635	818	675	5,460	120	117	283
<b>Total</b>	<b>48,390</b>	<b>11,002</b>	<b>8,385</b>	<b>62,165</b>	<b>1,491</b>	<b>1,479</b>	<b>3,583</b>
<b>Average</b>	<b>4,033</b>	<b>917</b>	<b>699</b>	<b>5,180</b>	<b>124</b>	<b>123</b>	<b>299</b>



# Cards Message Values from July 2023 - June 2024

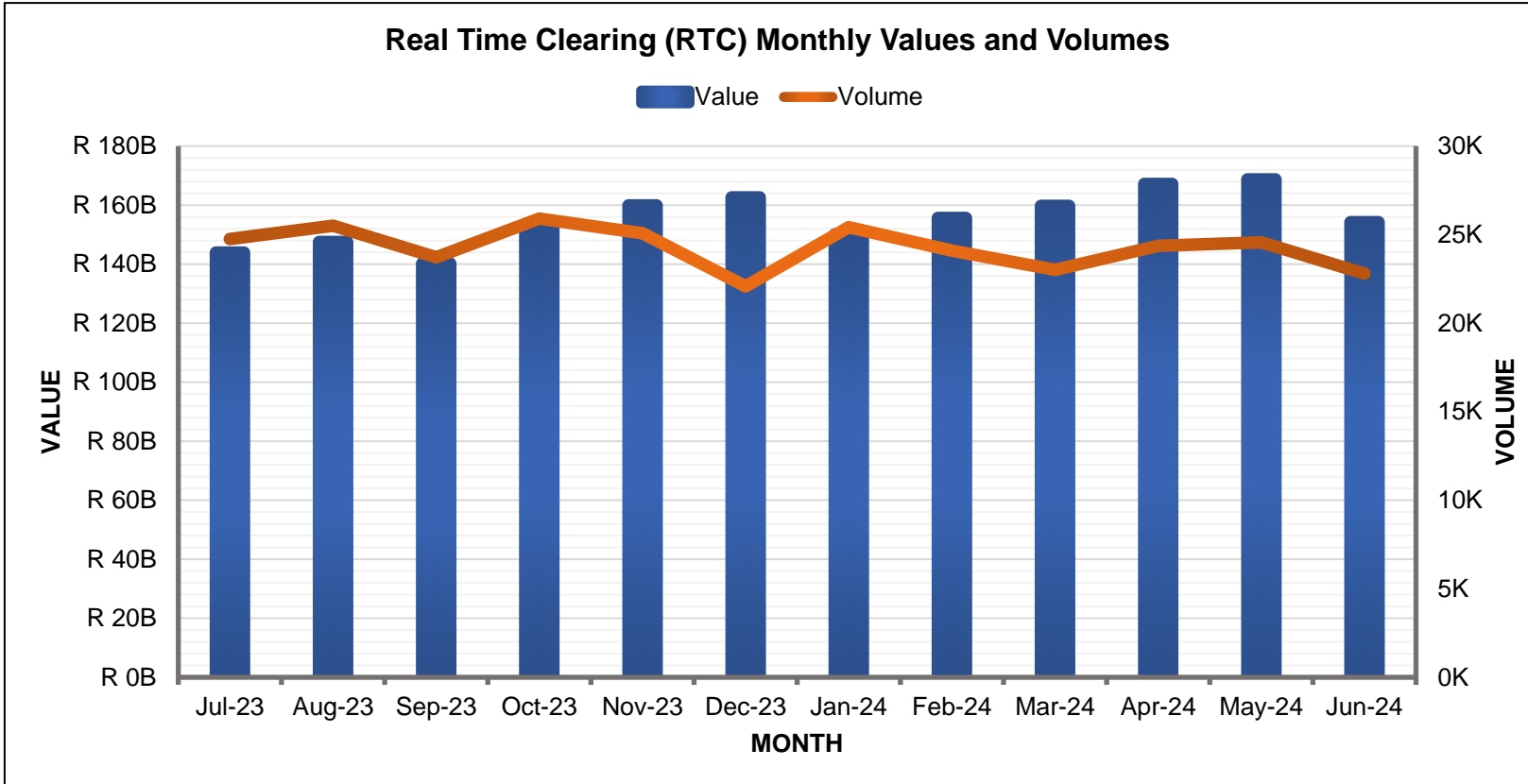


Cards Monthly Values			
Month	Visa	Debit Card	Credit Card
Jul-23	R 49,553,368,685.16	R 4,218,970,171.19	R 40,547,066,286.90
Aug-23	R 49,909,190,862.13	R 4,130,098,587.95	R 40,878,921,378.34
Sep-23	R 50,859,724,523.71	R 3,553,431,344.60	R 40,577,507,726.28
Oct-23	R 52,242,020,350.77	R 3,716,941,322.94	R 41,855,662,142.78
Nov-23	R 55,148,573,506.95	R 3,480,744,784.85	R 43,625,310,447.45
Dec-23	R 63,359,306,804.90	R 3,222,603,403.65	R 51,235,994,516.91
Jan-24	R 52,002,043,710.17	R 2,976,832,996.27	R 40,965,247,955.52
Feb-24	R 49,719,605,282.27	R 2,747,523,805.26	R 37,743,137,562.54
Mar-24	R 52,614,421,022.97	R 2,929,591,721.92	R 39,947,159,097.15
Apr-24	R 53,940,808,243.42	R 3,077,690,775.81	R 40,587,995,204.60
May-24	R 54,856,162,994.98	R 3,005,195,965.59	R 39,484,694,888.89
Jun-24	R 56,045,082,589.05	R 2,930,382,347.47	R 34,298,897,211.22
<b>Total</b>	<b>R 640,250,308,576.48</b>	<b>R 39,990,007,227.50</b>	<b>R 491,747,594,418.58</b>
<b>Average</b>	<b>R 53,354,192,381.37</b>	<b>R 3,332,500,602.29</b>	<b>R 40,978,966,201.55</b>

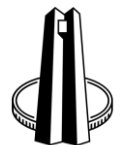
Cards Monthly Values				
Month	MasterCard	AMEX	DINERS	Fleet Card
Jul-23	R 45,385,958,944.38	R 741,209,927.59	R 265,664,446.53	R 1,914,285,888.64
Aug-23	R 43,836,784,463.20	R 771,332,576.29	R 286,188,783.91	R 2,036,283,634.42
Sep-23	R 43,497,382,414.85	R 750,554,707.46	R 310,272,641.17	R 2,137,198,193.48
Oct-23	R 48,272,887,965.99	R 745,696,354.50	R 316,488,429.85	R 2,268,912,590.34
Nov-23	R 47,715,656,572.41	R 857,138,304.35	R 297,747,826.33	R 2,274,911,094.44
Dec-23	R 61,529,222,339.48	R 854,840,191.01	R 248,129,996.97	R 1,777,913,371.50
Jan-24	R 45,775,539,538.43	R 750,673,408.21	R 236,115,622.52	R 1,713,740,313.28
Feb-24	R 42,315,816,383.94	R 771,112,485.53	R 285,302,862.12	R 1,964,046,323.08
Mar-24	R 79,207,383,589.69	R 761,444,333.19	R 281,681,340.88	R 2,000,515,598.66
Apr-24	R 78,747,501,528.99	R 751,817,288.86	R 260,784,058.50	R 1,988,276,524.88
May-24	R 49,499,589,953.65	R 684,874,949.51	R 270,249,601.39	R 2,032,164,853.74
Jun-24	R 53,198,345,465.71	R 619,511,530.02	R 254,400,829.33	R 1,839,921,183.85
<b>Total</b>	<b>R 638,982,069,160.72</b>	<b>R 9,060,206,056.52</b>	<b>R 3,313,026,439.50</b>	<b>R 23,948,169,570.31</b>
<b>Average</b>	<b>R 53,248,505,763.39</b>	<b>R 755,017,171.38</b>	<b>R 276,085,536.63</b>	<b>R 1,995,680,797.53</b>



# Real Time Clearing (RTC) Monthly Values and Volumes from July 2023 - June 2024

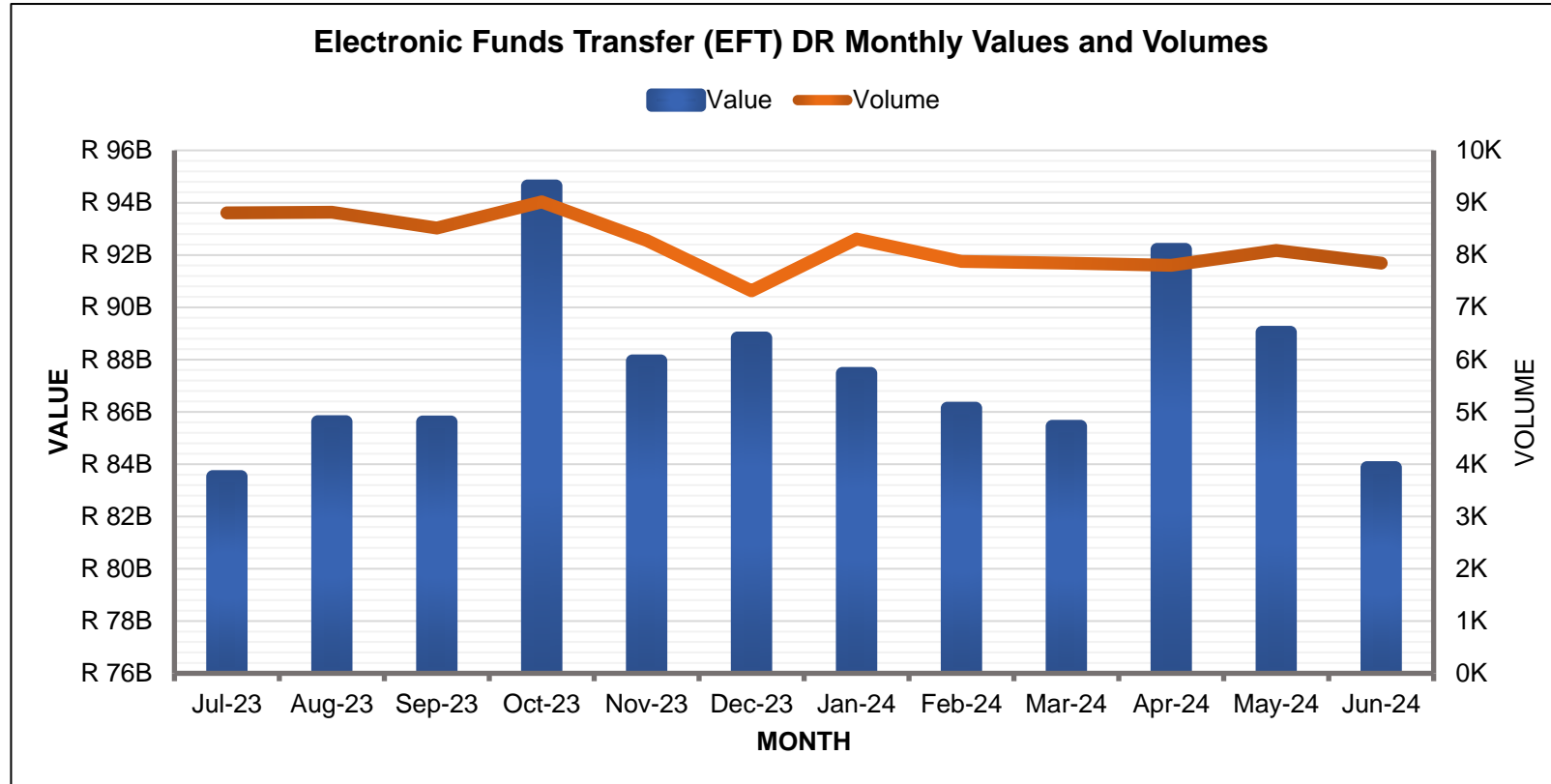


RTC Monthly Value and Volumes		
Month	Value	Volume
Jul-23	R 143,895,285,930.05	24,750
Aug-23	R 147,484,183,329.12	25,508
Sep-23	R 140,190,428,554.84	23,723
Oct-23	R 152,917,342,317.00	25,908
Nov-23	R 159,901,151,704.73	25,074
Dec-23	R 162,614,411,133.55	22,084
Jan-24	R 150,074,190,734.17	25,416
Feb-24	R 155,661,425,755.94	24,099
Mar-24	R 159,741,424,337.43	23,011
Apr-24	R 167,135,558,398.02	24,365
May-24	R 168,713,213,279.51	24,562
Jun-24	R 154,221,770,476.90	22,802
<b>Total</b>	<b>R 1,862,550,385,951.26</b>	<b>291,302</b>
<b>Average</b>	<b>R 155,212,532,162.61</b>	<b>24,275</b>

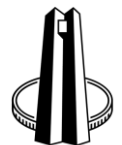




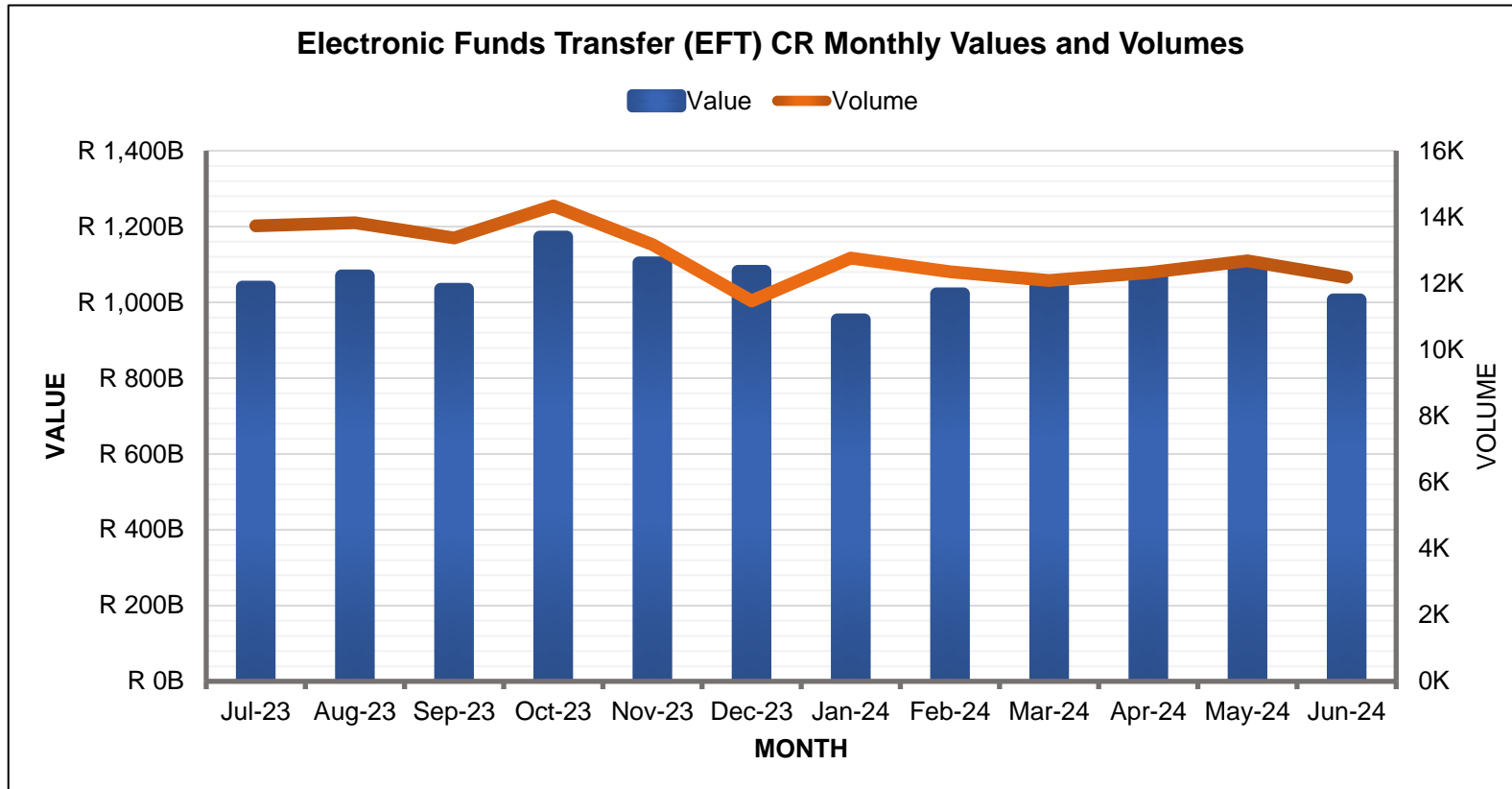
# Electronic Funds Transfer (EFT) DR Monthly Values and Volumes from July 2023 - June 2024



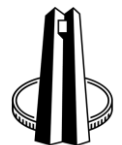
EFT DR Monthly Value and Volumes		
Month	Value	Volume
Jul-23	R 83,527,418,086.72	8,805
Aug-23	R 85,627,587,639.05	8,817
Sep-23	R 85,616,004,730.37	8,515
Oct-23	R 94,643,174,653.98	9,016
Nov-23	R 87,950,440,707.00	8,279
Dec-23	R 88,824,783,308.17	7,315
Jan-24	R 87,472,820,884.56	8,307
Feb-24	R 86,142,447,876.66	7,877
Mar-24	R 85,449,809,909.26	7,846
Apr-24	R 92,218,598,984.74	7,803
May-24	R 89,043,670,421.70	8,089
Jun-24	R 83,869,918,679.94	7,844
<b>Total</b>	<b>R 1,050,386,675,882.15</b>	<b>98,513</b>
<b>Average</b>	<b>R 87,532,222,990.18</b>	<b>8,209</b>



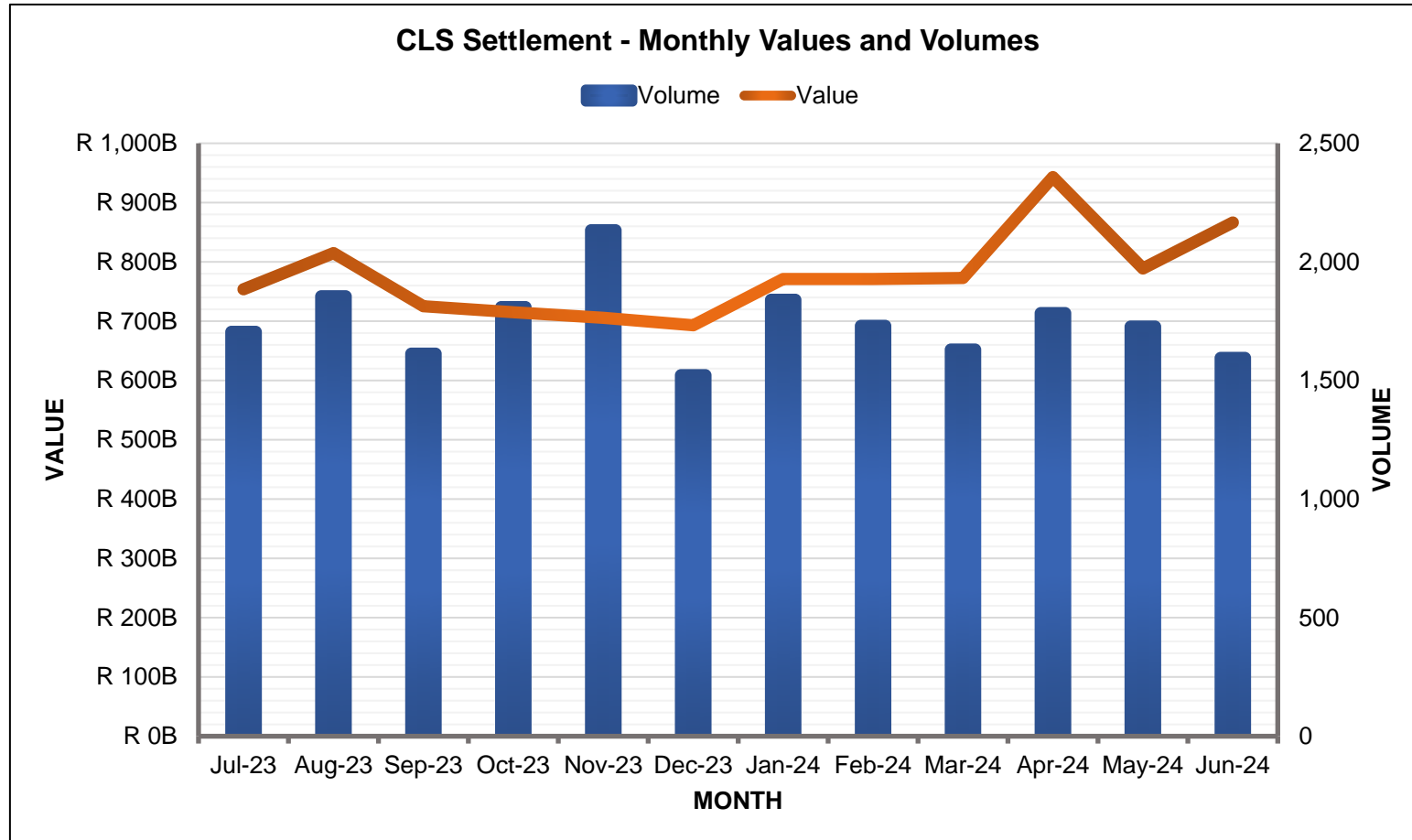
# Electronic Funds Transfer (EFT) CR Monthly Values and Volumes from July 2023 - June 2024



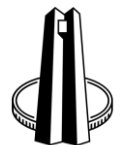
EFT CR Monthly Value and Volumes		
Month	Value	Volume
Jul-23	R 1,040,363,888,298.46	13,738
Aug-23	R 1,070,000,758,773.03	13,828
Sep-23	R 1,034,507,371,702.16	13,371
Oct-23	R 1,172,517,557,219.61	14,340
Nov-23	R 1,104,471,771,245.52	13,172
Dec-23	R 1,082,012,761,868.13	11,473
Jan-24	R 954,179,775,978.63	12,764
Feb-24	R 1,022,430,988,551.25	12,352
Mar-24	R 1,040,743,902,186.83	12,088
Apr-24	R 1,071,823,085,402.57	12,326
May-24	R 1,092,991,959,256.17	12,681
Jun-24	R 1,006,818,794,478.83	12,179
<b>Total</b>	<b>R 12,692,862,614,961.20</b>	<b>154,312</b>
<b>Average</b>	<b>R 1,057,738,551,246.77</b>	<b>12,859</b>



# CLS Settlement Values and Volumes from July 2023 - June 2024

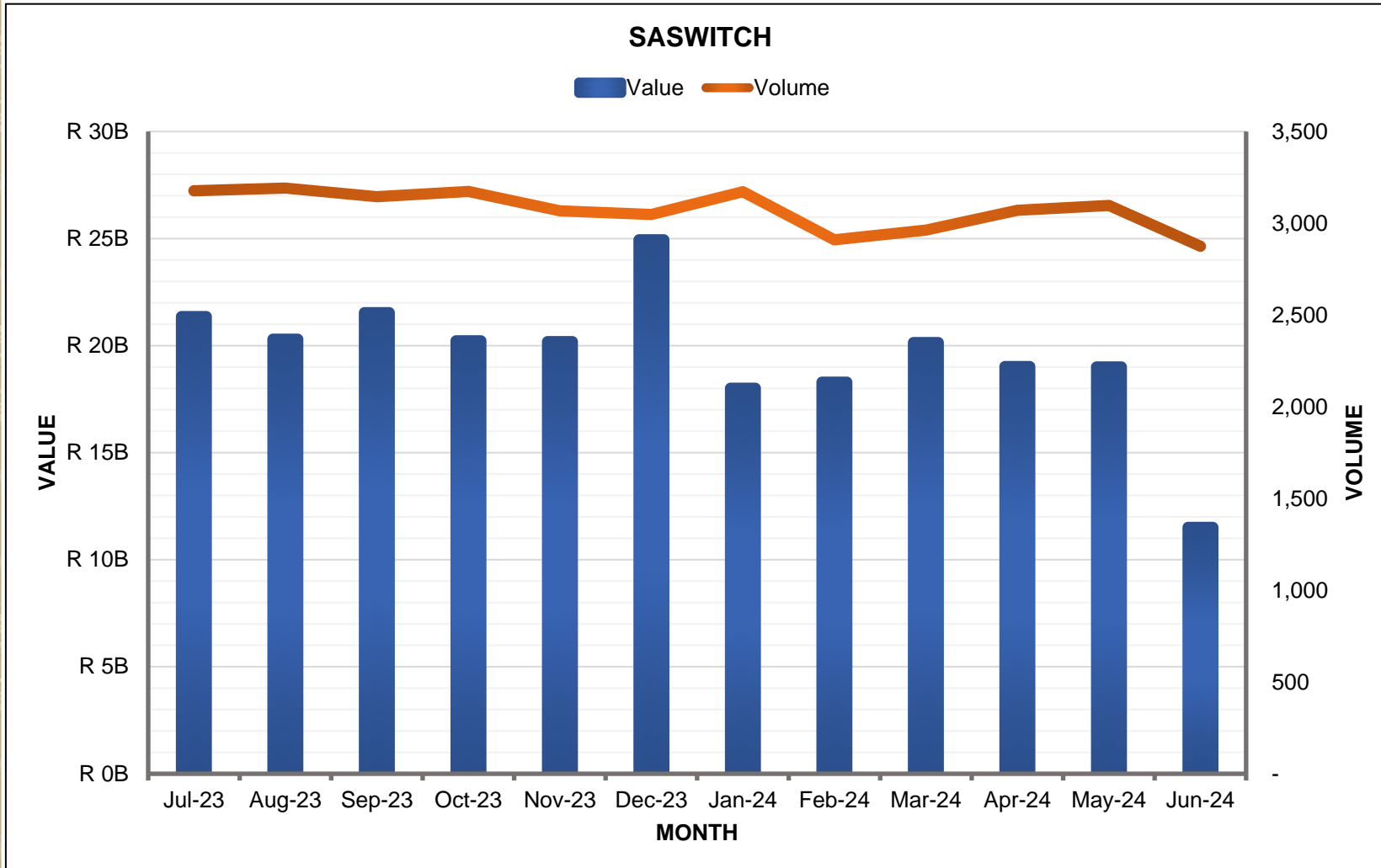


CLS Settlement - Monthly Values and Volumes		
Month	Value	Volume
Jul-23	R 753,780,201,402.90	1,705
Aug-23	R 814,624,731,061.36	1,855
Sep-23	R 725,136,743,330.76	1,613
Oct-23	R 714,916,466,119.00	1,809
Nov-23	R 705,702,115,215.42	2,133
Dec-23	R 692,976,360,059.12	1,522
Jan-24	R 770,969,518,127.86	1,840
Feb-24	R 770,969,518,127.86	1,730
Mar-24	R 772,862,719,784.94	1,630
Apr-24	R 942,878,248,440.00	1,784
May-24	R 788,929,315,503.46	1,727
Jun-24	R 866,340,327,500.86	1,595
<b>Total</b>	<b>R 9,320,086,264,673.54</b>	<b>20,943</b>
<b>Average</b>	<b>R 776,673,855,389.46</b>	<b>1,745</b>

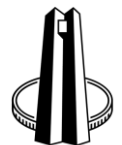




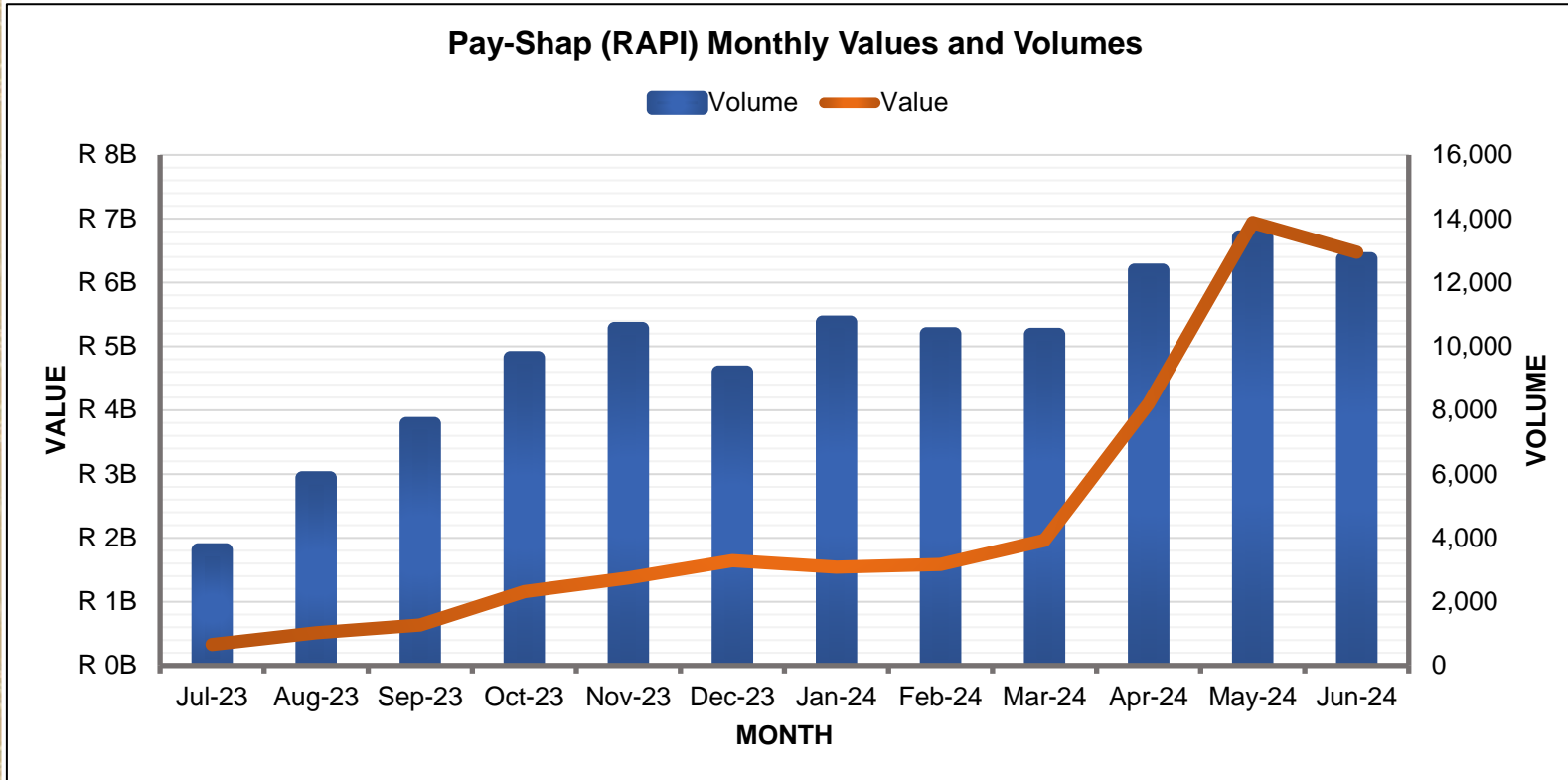
# SASWITCH Values and Volumes from July 2023 - June 2024




SASWITCH Monthly Values		
Month	Value	Volume
Jul-23	R 21,357,249,410.73	3,177
Aug-23	R 20,301,279,821.22	3,192
Sep-23	R 21,541,908,469.86	3,145
Oct-23	R 20,222,387,550.57	3,174
Nov-23	R 20,185,272,350.30	3,068
Dec-23	R 24,942,661,434.50	3,048
Jan-24	R 18,007,792,987.38	3,172
Feb-24	R 18,295,250,547.28	2,910
Mar-24	R 20,139,245,935.19	2,963
Apr-24	R 19,020,834,413.92	3,071
May-24	R 19,001,925,333.39	3,097
Jun-24	R 11,506,507,126.11	2,875
<b>Total</b>	<b>R 234,522,315,380.45</b>	<b>36,892</b>
<b>Average</b>	<b>R 19,543,526,281.70</b>	<b>3,074</b>



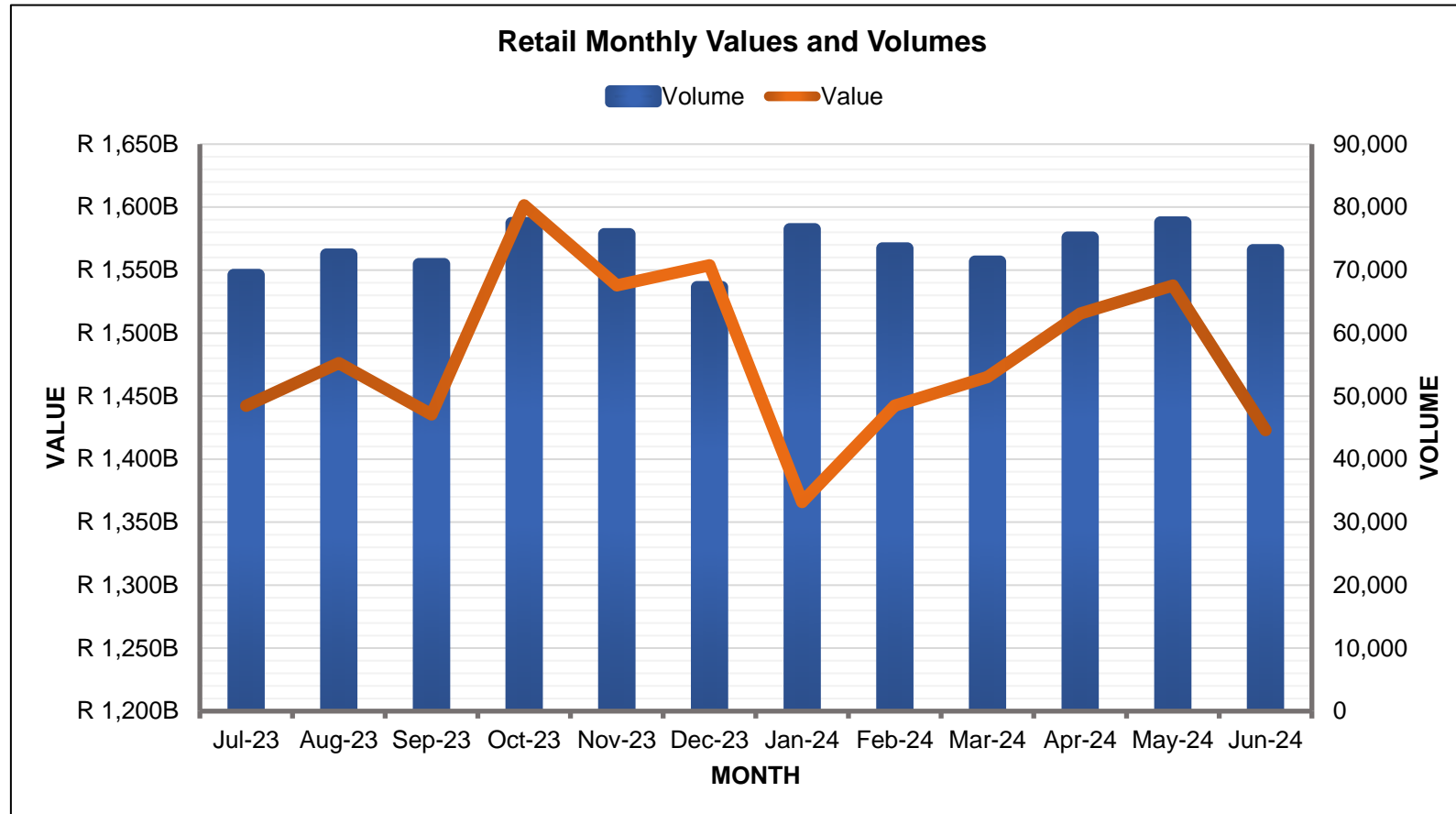
# Pay-Shap (RAPI) Values and Volumes from July 2023 - June 2024




Pay-Shap (RAPI) Monthly Values and Volumes		
Month	Value	Volume
Jul-23	R 329,591,253.88	3,628
Aug-23	R 513,243,144.59	5,885
Sep-23	R 636,241,389.49	7,579
Oct-23	R 1,157,776,560.77	9,648
Nov-23	R 1,373,679,907.95	10,558
Dec-23	R 1,643,400,871.93	9,193
Jan-24	R 1,541,157,344.43	10,757
Feb-24	R 1,584,283,839.13	10,396
Mar-24	R 1,962,997,861.06	10,376
Apr-24	R 4,105,648,735.79	12,387
May-24	R 6,941,011,419.40	13,427
Jun-24	R 6,475,602,561.03	12,747
<b>Total</b>	<b>R 28,264,634,889.45</b>	<b>116,581</b>
<b>Average</b>	<b>R 2,355,386,240.79</b>	<b>9,715</b>



# Retail Values and Volumes from July 2023 - June 2024



Retail Monthly Values and Volumes		
Month	Value	Volume
Jul-23	R 1,442,339,343,859.72	69,229
Aug-23	R 1,476,185,237,182.94	72,459
Sep-23	R 1,435,467,832,740.71	70,955
Oct-23	R 1,601,443,639,688.64	77,463
Nov-23	R 1,537,926,323,678.94	75,699
Dec-23	R 1,553,838,303,392.38	67,300
Jan-24	R 1,365,971,952,179.45	76,500
Feb-24	R 1,442,432,114,572.07	73,448
Mar-24	R 1,465,156,167,995.37	71,356
Apr-24	R 1,515,520,220,886.04	75,167
May-24	R 1,537,751,638,580.73	77,562
Jun-24	R 1,423,048,609,946.55	73,164
<b>Total</b>	<b>R 17,797,081,384,703.50</b>	<b>880,302</b>
<b>Average</b>	<b>R 1,483,090,115,391.96</b>	<b>73,359</b>





# Summarised Volumes and Values Totals for June 2024

Summarised totals		
Receiver	Volume	Value
Payment Cash Withdrawal/Deposit (KPSBV)	7,731	R 310,842,725,126.43
Payment Dematerialised MM Instrument (MPDEM)	4,414	R 176,032,546,351.13
Rand Payments i.r.o FX Deals for CLS (SPCLS)	1,596	R 866,340,329,000.86
Payment any Money Market Product (MPMMI)	237	R 25,745,093,630.92
Settlement of Derivative Margin Calls (OSDMC)	53	R 10,079,998,022.5





# THANK YOU



SOUTH AFRICAN RESERVE BANK