

Settlement Statistics and Indicators



RTGS Integrated Regional
Electronic Settlement System

August 2020



SADC-RTGS Main Indicators

In August 2020

SADC-RTGS processed 26,584 transactions to the value of ZAR 91.69 Billion

Average number of transactions processed per day were 1,329 representing the average value of ZAR 4.58 Billion

Total number of transactions settled to date is 1,875,275 representing the value of ZAR 7.37 Trillion*

***(USD 441.88 Billion/EUR 371.69 Billion)**

Peak monthly volume of 32,976 transactions was in Oct 2019 and peak value of ZAR 120.57 Billion was in Mar 2020

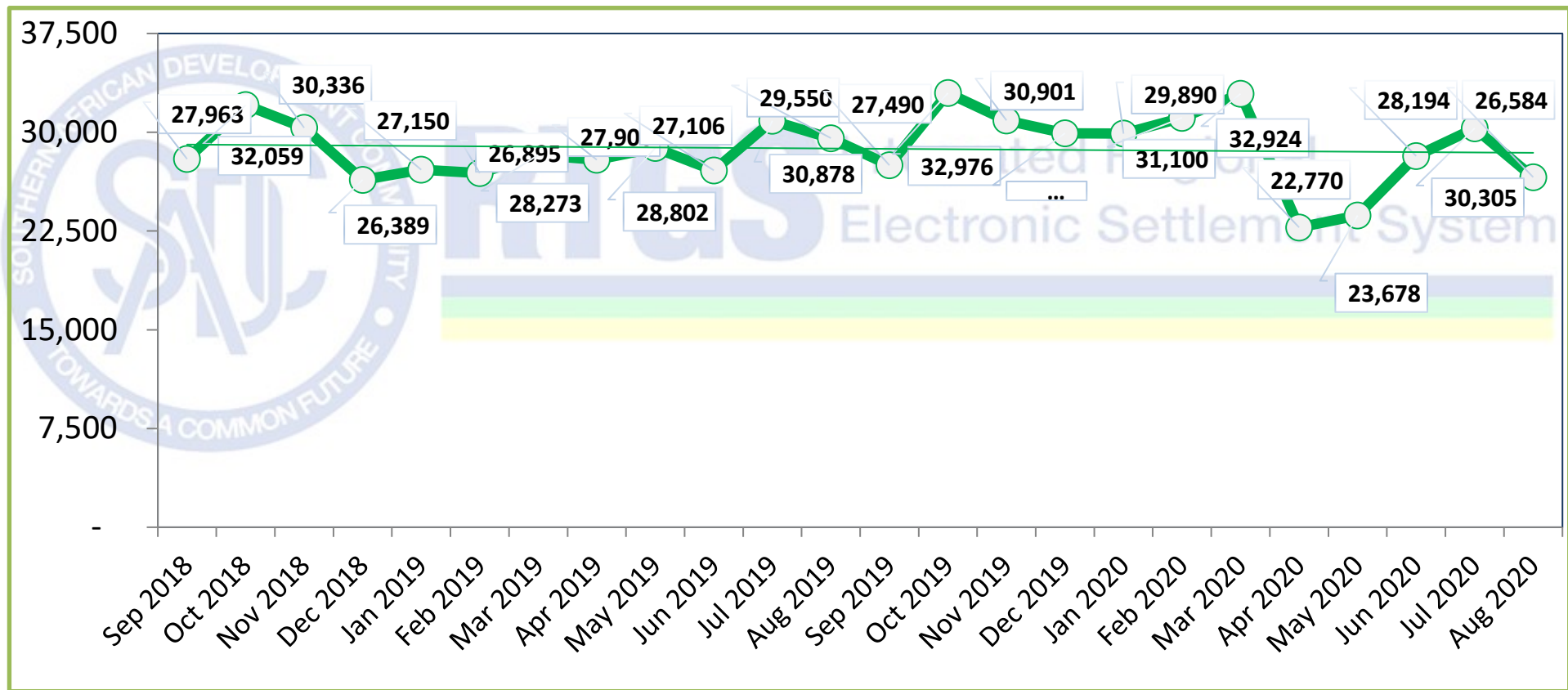
Total Number of participating countries: 15

Total Number of participating Banks (including central banks): 83

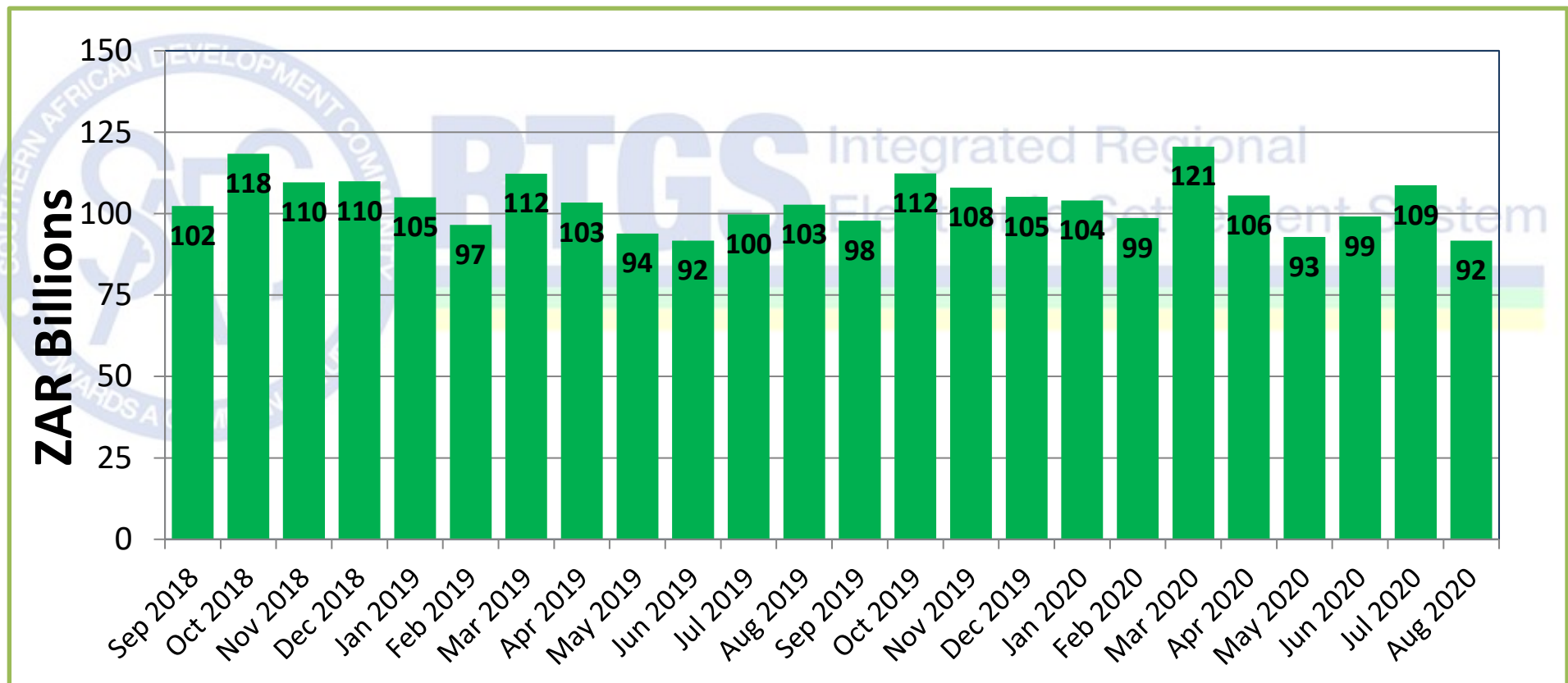
USD/ZAR 1:16.68 and EUR/ZAR 1:19.83 exchange rate as at end of August 2020 (Rates as published on South African Reserve Bank Website)



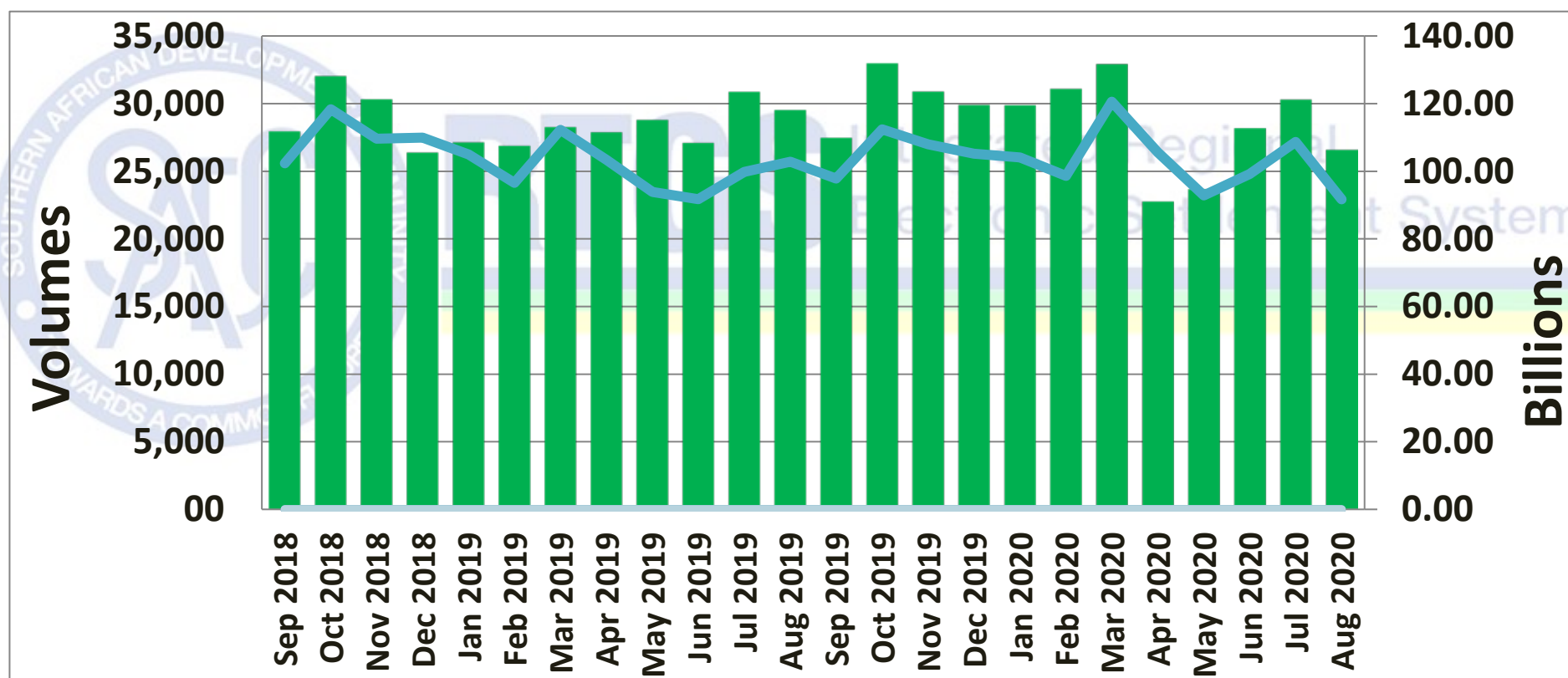
Total number of transactions settled



Total Value of transactions settled



Volume vs Value of transactions settled



Payments Summary: Last six months

Month	Number of Cycle days	CPL Payments				RTL Payments			
		Number of settled transactions	Value of settled transactions (ZAR billions)	Average number of settled transactions per day	Average value of settled transactions (ZAR billions)	Number of settled transactions	Value of settled transactions (ZAR billions)	Average number of settled transactions per day	Average value of settled transactions (ZAR billions)
Mar 2020	22	32,851	119.59	1,493	5.44	73	980.49	3	44.57
Apr 2020	19	22,728	105.28	1,196	5.54	42	280.64	2	14.77
May 2020	20	23,625	92.05	1,181	4.60	53	778.95	3	38.95
Jun 2020	21	28,144	98.34	1,340	4.68	50	805.34	2	38.35
Jul 2020	23	30,219	107.60	1,314	4.68	86	1,069.98	4	46.52
Aug 2020	20	26,528	91.37	1,326	4.57	56	320.78	3	16.04



Overnight balances in SADC-RTGS: Last six months (daily averages)

Month	Number of Banks	Central Banks		Totals	
		Balances held by SARB (ZAR millions)	Balances held by Central Banks, excluding SARB (ZAR millions)	Balances held by commercial banks (ZAR millions)	Balances kept overnight in SIRESS, excluding SARB (ZAR millions)
Mar 2020	76	0.05	37.29	1727.81	1765.09
Apr 2020	76	0.06	88.82	2028.24	2117.06
May 2020	76	0.08	175.43	2214.48	2389.91
Jun 2020	75	0.08	85.46	1985.99	2071.44
Jul 2020	74	0.08	26.81	1858.80	1885.60
Aug 2020	74	0.09	56.45	1,700.31	1,756.75



Transactions Summary: Per country

Country	Number of participating banks, including Central Banks	Total number of settled transactions	Total value of settled transactions (ZAR mil)
Total for Angola	4	22	0.00
Total for Botswana	2	3,407	2,100.40
Total for DRC	1	1	0.00
Total for Eswatini	5	3,282	7,589.29
Total for Lesotho	5	3,957	11,081.38
Total for Madagascar	1	-	-
Total for Malawi	9	1,072	364.53
Total for Mauritius	4	136	1,405.42
Total for Mozambique	6	210	72.23
Total for Namibia	5	1,644	28,153.45
Total for Seychelles	1	45	1.40
Total for South Africa	10	11,078	38,909.92
Total for Tanzania	6	171	74.57
Total for Zambia	10	1,134	454.61
Total for Zimbabwe	14	425	1,479.36
Total for SADC RTGS	83	26,584	91,686.55



Participation

Countries	Number
Participating Countries	15

Participants	Number
Participating Central Banks (as settlement banks)	8
Participating Commercial Banks	75
Total participating banks	83

Operators	Number
Regional Clearing Operators	1

Regional Payment Schemes	Number
Low Value	1

