




# Settlement Statistics and Indicators



**RTGS** Integrated Regional  
Electronic Settlement System



November 2021



# SADC-RTGS Main Indicators

**In November 2021**

SADC-RTGS processed 34,366 transactions to the value of ZAR 129.52 Billion

Average number of transactions processed per day were 1,636 representing the average value of ZAR 6.17 Billion

Total number of transactions settled to date is 2,330,005 representing the Transacton Amount of ZAR 9 Trillion\*

**\*(USD 557.95 Billion/EUR 489.18 Billion)**

Peak monthly volume of 34,366 transactions was in Nov 2021 and peak value of ZAR 132.07 Billion was in Mar 2021

**Total Volume settled on the TCIB payment scheme was 8 transactions to the value of ZAR 150**

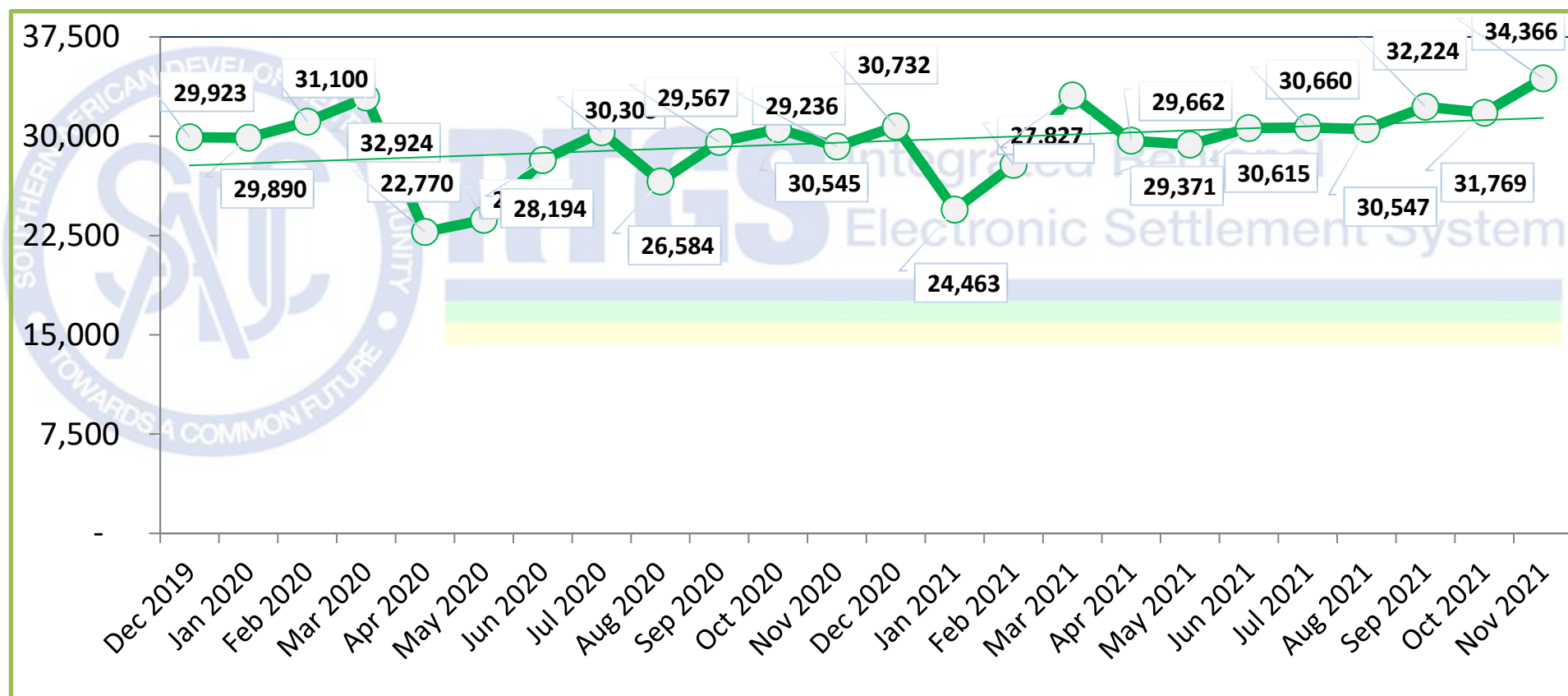
Total Number of participating countries: 15

Total Number of participating Banks (including central banks): 84

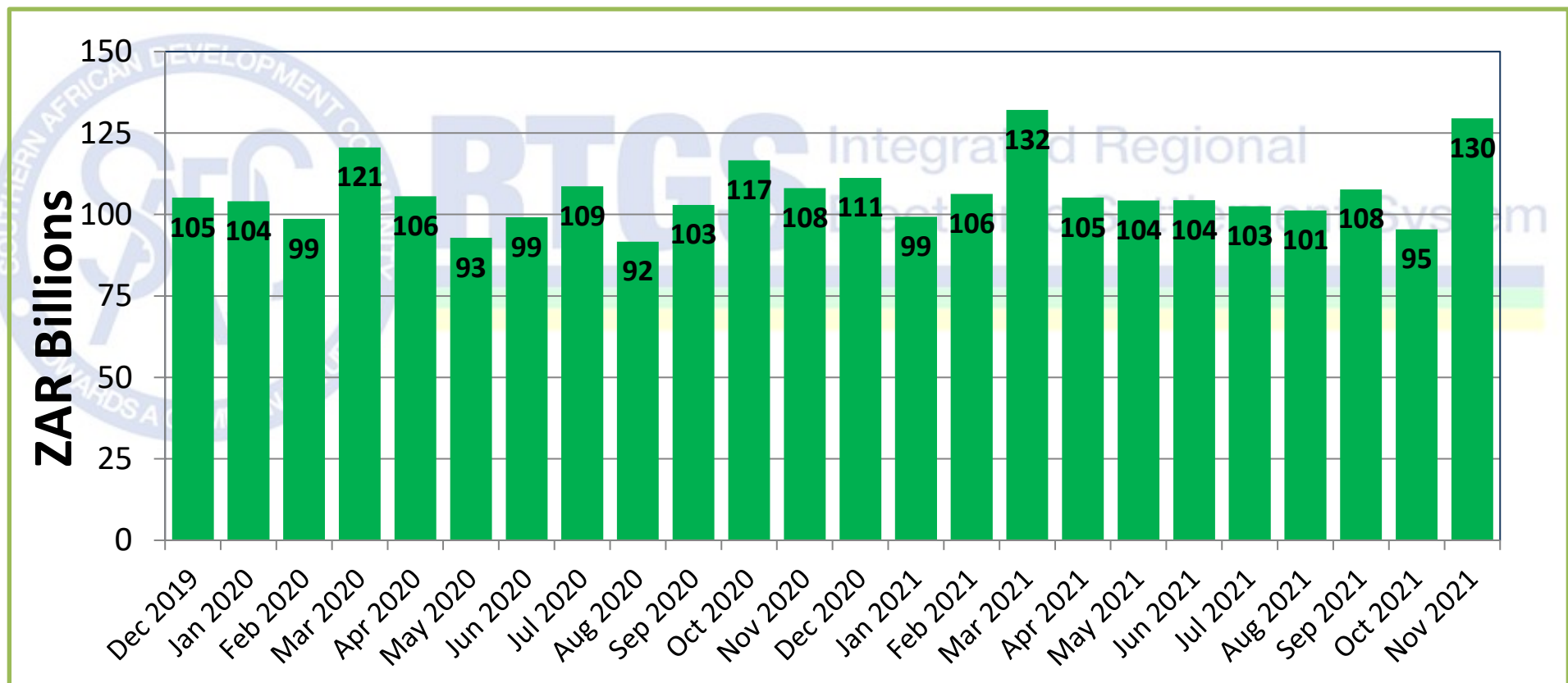
USD/ZAR 1:16.1259 and EUR/ZAR 1:18.3932 exchange rate as at end of November 2021 (Rates as published on South African Reserve Bank Website)



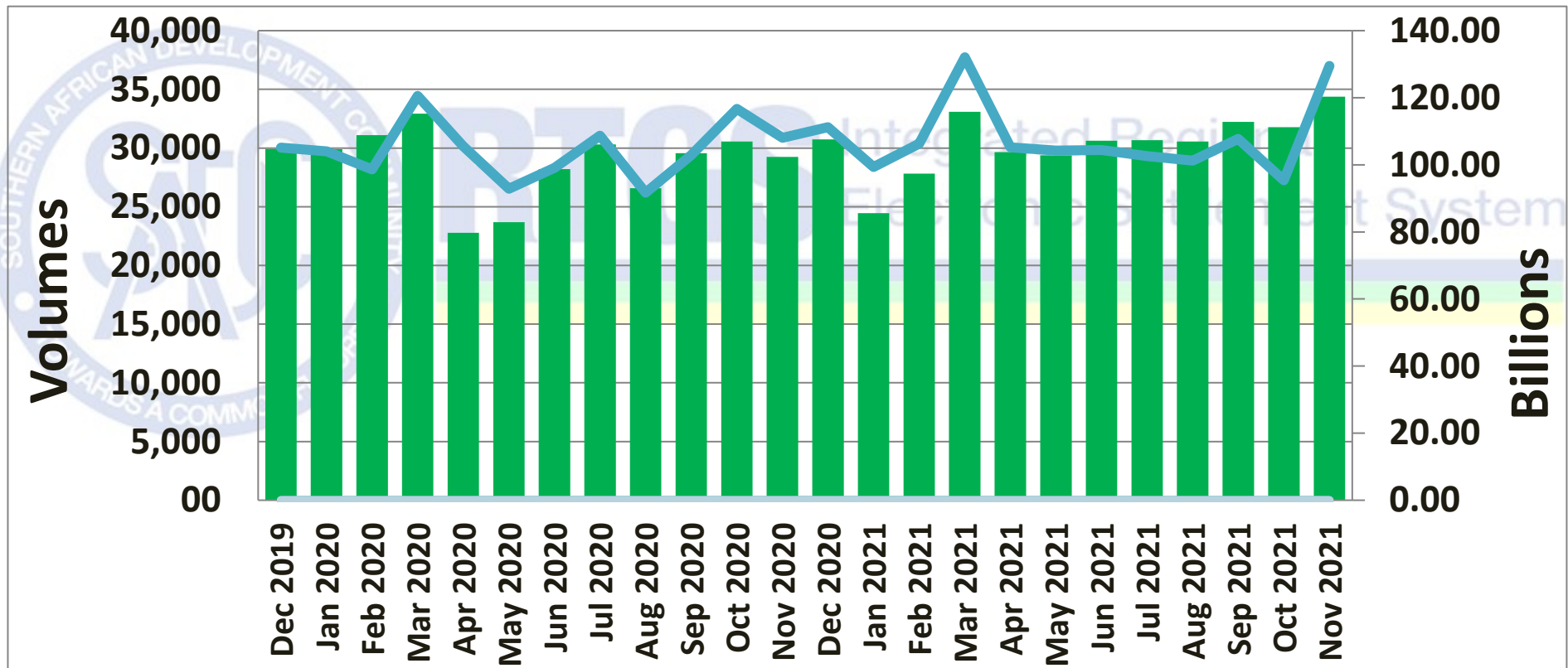
# Total number of transactions settled



# Total Value of transactions settled



# Volume vs Value of transactions settled



# Payments Summary: Last six months

Month	Number of Cycle days	CPL Payments				RTL Payments			
		Number of settled transactions	Value of settled transactions (ZAR billions)	Average number of settled transactions per day	Average value of settled transactions (ZAR billions)	Number of settled transactions	Value of settled transactions (ZAR billions)	Average number of settled transactions per day	Average value of settled transactions (ZAR billions)
Jun 2021	21	30,564	103.11	1,455	4.91	51	1,304.37	2	62.11
Jul 2021	22	30,618	102.38	1,392	4.65	42	177.15	2	8.05
Aug 2021	21	30,547	101.24	1,455	4.82	0	-	0	0.00
Sep 2021	21	32,224	107.71	1,534	5.13	0	-	0	0.00
Oct 2021	21	31,769	95.41	1,513	4.54	0	-	0	0.00
Nov 2021	21	34,366	129.52	1,636	6.17	0	-	0	0.00



# Value/Volume by transaction value range

Transaction Value range	Number of Instructions	Value of Instructions
0 - 5000	11656	17,188,103.80
5001 - 15000	4827	44,849,113.45
15000 - 50000	5224	153,249,646.62
50001 - 500000	7618	1,341,133,736.49
500001 - 50000000	4575	27,370,375,082.85
50000001 - 150000000	308	28,282,568,541.28
150000000 +	166	72,313,122,642.84



# Overnight balances in SADC-RTGS: Last six months (daily averages)

Month	Number of Banks	Central Banks		Totals	
		Balances held by SARB (ZAR millions)	Balances held by Central Banks, excluding SARB (ZAR millions)	Balances held by commercial banks (ZAR millions)	Balances kept overnight in SIRESS, excluding SARB (ZAR millions)
Jun 2021	74	0.01	136.73	1500.72	1637.45
Jul 2021	77	0.00	79.91	1611.57	1691.49
Aug 2021	75	0.00	32.70	1851.60	1884.30
Sep 2021	75	158.88	51.85	1572.46	1624.30
Oct 2021	75	0.00	83.71	1806.26	1889.96
Nov 2021	75	46.69	55.09	1,852.13	1,907.23





# Transactions Summary: Per country

Country	Number of participating banks, including Central Banks	Total number of settled transactions	Total value of settled transactions (ZAR mil)
Total for Angola	4	25	0.00
Total for Botswana	2	4,111	3,059.62
Total for DRC	1	1	0.00
Total for Eswatini	5	4,223	16,195.85
Total for Lesotho	5	4,673	10,471.39
Total for Madagascar	1	-	-
Total for Malawi	9	1,206	342.61
Total for Mauritius	3	123	1,855.71
Total for Mozambique	6	462	270.84
Total for Namibia	5	2,395	42,144.70
Total for Seychelles	1	45	1.85
Total for South Africa	10	14,572	54,356.48
Total for Tanzania	7	173	42.09
Total for Zambia	10	1,881	517.83
Total for Zimbabwe	15	476	263.51
<b>Total for SADC RTGS</b>	<b>84</b>	<b>34,366</b>	<b>129,522.49</b>



# Participants List Per Country

## Angola

Banco Angolano de Investimentos SA (BAIPAOLU)  
 Banco De Negocios Internacional Angola(BNICAOLU)  
 Banco Prestígio SA (PRTSAOLU)  
 CREDISUL Banco de Credito do Sul (CDTSAOLU)

## Botswana

First National Bank of Botswana PTY Ltd (FIRNBWGX)  
 Stanbic Bank Botswana Limited (SBICBWGX)

## Eswatini

Central Bank of Eswatini (SWAZSZMB)  
 Eswatini Development and Savings Bank (SDSBSZMB)  
 First National Bank Of Swaziland (FIRNSZMX)  
 Nedbank Swaziland Limited (NESWSZMX)  
 Standard Bank Swaziland LTD (SBICSZMX)

## Democratic Republic of Congo

Raw Bank Limited (RAWBCDKI)

## Lesotho

Central Bank of Lesotho (CBLELSMX)  
 First National Bank of Lesotho Limited (FIRNLSMX)  
 Lesotho Post Bank (LESHLSMM)  
 Nedbank Lesotho Limited (NEDLLSMX)  
 Standard Lesotho Bank (SBICLSMX)

## Malawi

CDH Investment Bank Limited (CDHIMWMW)  
 Ecobank Malawi Limited (ECOCMWMW)  
 FDH Financial Holdings (FDHFMWMW)  
 First Capital Bank Limited (FRCGMWMW)  
 MyBucks Banking Corporation (MBBCMWMW)  
 NBS Bank Limited (NBSTMWMW)  
 National Bank of Malawi (NBMAMWMW)  
 Reserve Bank of Malawi (RBMAMWMW)  
 Standard Bank Limited (SBICMWMX)

## Mauritius

Absa Bank Mauritius Limited (BARCMUMU)  
 Standard Bank Mauritius Limited (SBICMUMU)  
 The Mauritius Commercial Bank Limited (MCBLMUMU)

## Seychelles

Central Bank of Seychelles (SSCBSCSC)

## Madagascar

Banky-Foiben'I Madagasikara (REPUMGMG)

## Mozambique

Absa Bank Mozambique (ABMZMZMA)  
 Banco\_MAIS Mocambicano (MAISMZMA)  
 FNB MOCAMBIQUE SA (FIRNMZMX)  
 NedBank Limited (UNICMZMX)  
 MOZABANCO (MOZAMZMA)  
 Standard Bank Mozambique SA (SBICMZMX)

## Namibia

Bank Windhoek Limited (BWLINANX)  
 Bank of Namibia (CBKNNANX)  
 First National Bank of Namibia Ltd (FIRNNANX)  
 Nedbank Namibia Limited (NEDSNANX)  
 Standard Bank Namibia Limited (SBNMNANX)

## Tanzania

Absa Bank Tanzania Limited (BARCTZTZ)  
 Ecobank Tanzania Limited (ECOCTZTZ)  
 Equity Bank Tanzania (EQBLTZTZ)  
 First National Bank Tanzania Limited (FIRNTZTX)  
 National Bank of Commerce Limited (NBMAMWMW)  
 STANBIC Bank Tanzania Limited (SBICTZTX)  
 Standard Chartered Bank Tanzania Ltd (SCBLTZTX)



# Participants List Per Country

## South-Africa

ABSA Bank Limited (ABSAZAJJ)  
BankServ Africa (BKSVZAJJ)  
Bidvest Bank Limited (BIDBZAJJ)  
Citibank South Africa (CITIZAJX)  
FirstRand Bank Limited (FIRNZAJJ)  
HSBC Bank Plc - Johannesburg Branch(HSBCZAJJ)  
Investec Bank Limited (IVESZAJJ)  
Nedbank Ltd(NEDSZAJJ)  
South African Reserve Bank (SARBZAJJ)  
Standard Bank of South Africa Limited (SBZAZAJJ)  
Standard Chartered Bank - Johannesburg Branch (SCBLZAJJ)

## Zambia

Absa Bank Zambia PLC (BARCZMLX)  
Access Bank (AZAMZMLU)  
Bank of Zambia (BAZAZMLU)  
Ecobank Zambia Limited (ECOCZMLU)  
Finance Bank Zambia Limited(ZFBAZMLU)  
First National Bank Zambia Limited (FIRNZMLX)  
Stanbic Bank Zambia Limited (SBICZMLX)  
Standard Chartered Bank Zambia Plc (SCBLZMLX)  
Zambia Industrial Commercial Bank (ZICBZMLU)  
Zambia National Commercial Bank PLC (ZNCOZMLU)

## Zimbabwe

African Banking Corporation of Zimbabwe Limited (FMBZZWHX)  
Agricultural Bank of Zimbabwe Limited (AGRZZWHA )  
CBZ Bank Limited (COBZZWHA)  
Central Africa Building Society (CABSZWHA)  
Ecobank Zimbabwe Limited (ECOCZWHX)  
FBC Bank Limited (FBCPZWHA)  
FirstCapital Bank (BARCZWHX)  
METBANK Limited Zimbabwe (MBOZZWHA)  
NMB Bank Limited (NMBLZWHX)  
Nedbank Zimbabwe Limited (MBCAZWHX)  
Peoples Own Savings Bank (PWSBZWHX)  
STANBIC Bank (SBICZWHX)  
Standard Chartered Bank Zimbabwe Ltd (SCBLZWHX)  
Steward Bank Limited (STBLZWHX)  
ZB Bank (ZBCOZWHX)

