

Settlement Statistics and Indicators



RTGS Integrated Regional
Electronic Settlement System

June 2020



SADC-RTGS Main Indicators

In June 2020

SADC-RTGS processed 28,194 transactions to the value of ZAR 99.14 Billion

Average number of transactions processed per day were 1,343 representing the average value of ZAR 4.72 Billion

Total number of transactions settled to date is 1,818,386 representing the value of ZAR 7.17 Trillion*

***(USD 413.72 Billion/EUR 368.7 Billion)**

Peak monthly volume of 32,976 transactions was in Oct 2019 and peak value of ZAR 120.57 Billion was in Mar 2020

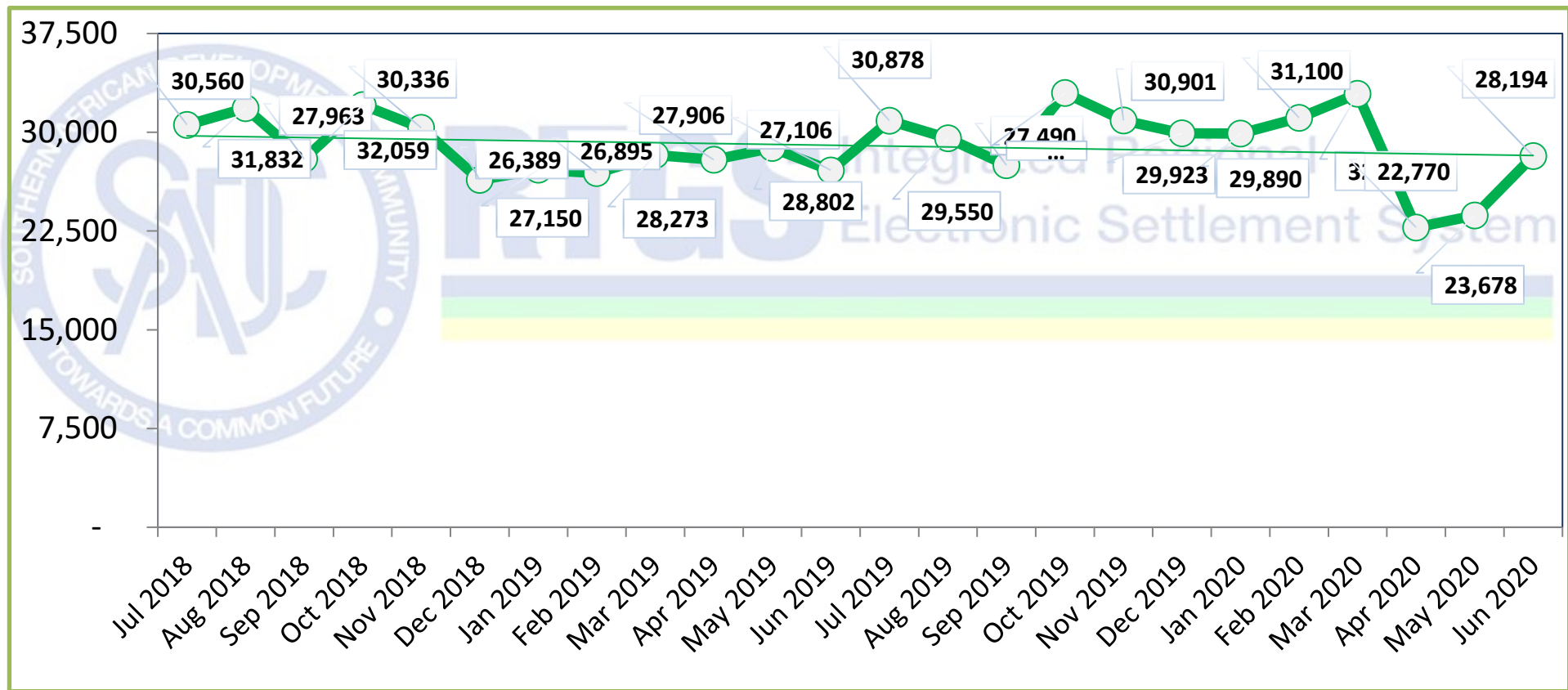
Total Number of participating countries: 15

Total Number of participating Banks (including central banks): 83

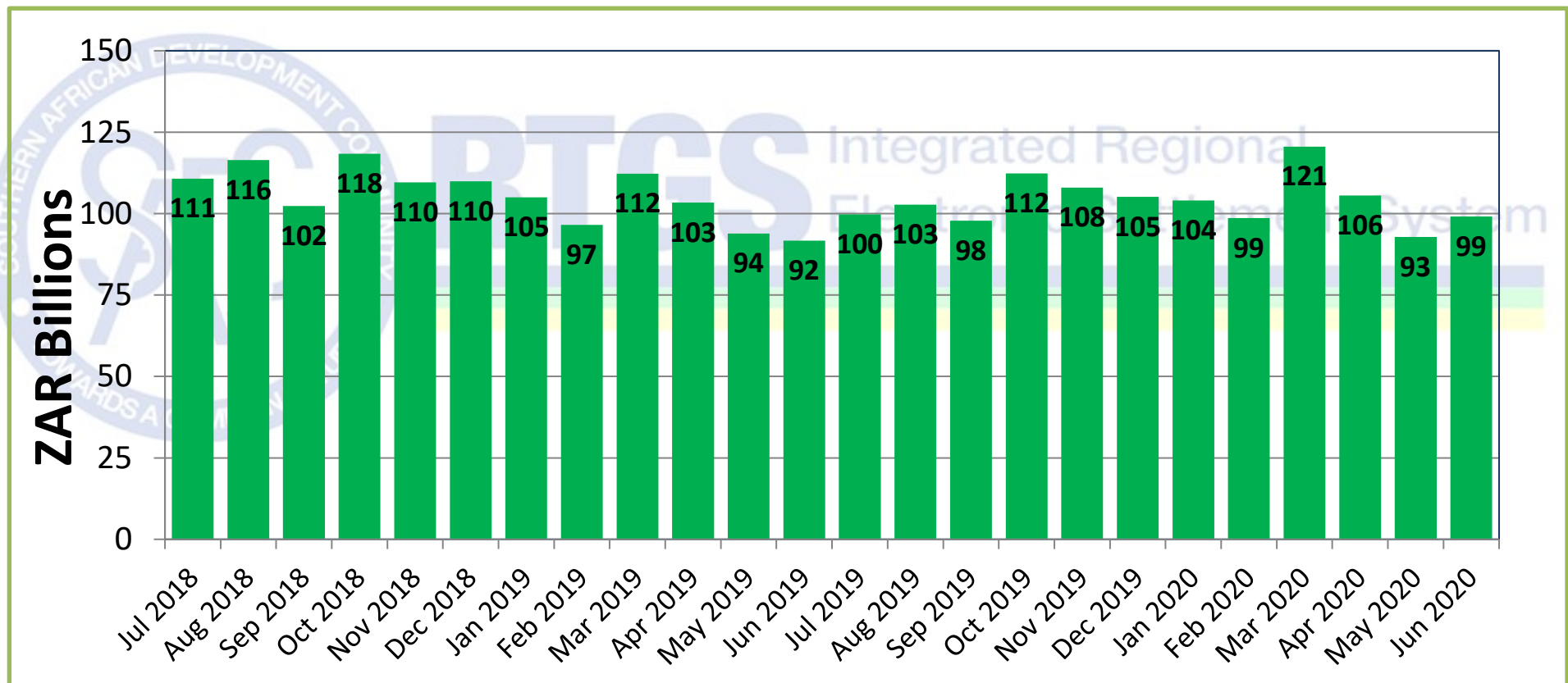
USD/ZAR 1:17.3312 and EUR/ZAR 1:19.4473 exchange rate as at end of June 2020 (Rates as published on South African Reserve Bank Website)



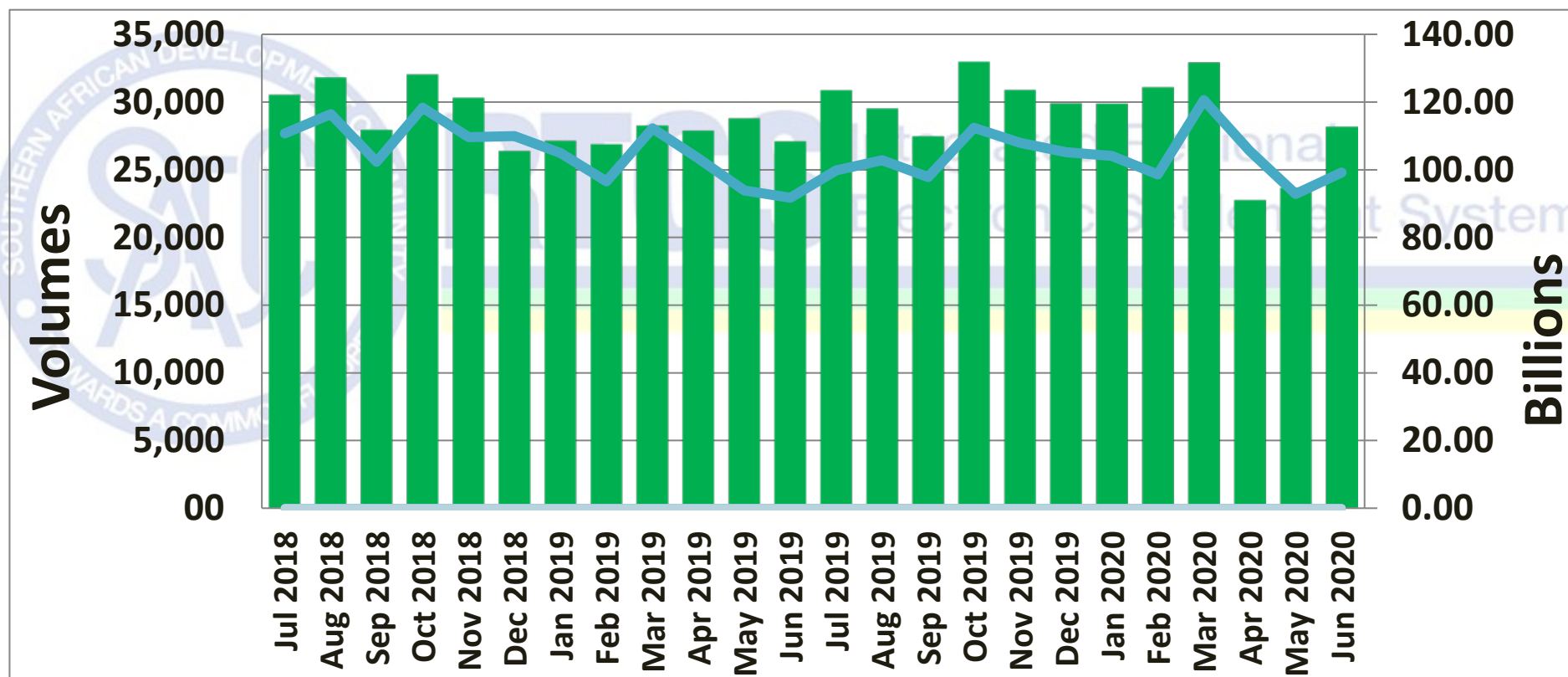
Total number of transactions settled



Total Value of transactions settled



Volume vs Value of transactions settled



Payments Summary: Last six months

Month	Number of Cycle days	CPL Payments				RTL Payments			
		Number of settled transactions	Value of settled transactions (ZAR billions)	Average number of settled transactions per day	Average value of settled transactions (ZAR billions)	Number of settled transactions	Value of settled transactions (ZAR billions)	Average number of settled transactions per day	Average value of settled transactions (ZAR billions)
Jan 2020	22	29,846	103.38	1,357	4.70	44	673.50	2	30.61
Feb 2020	20	31,039	97.86	1,552	4.89	61	773.00	3	38.65
Mar 2020	22	32,851	119.59	1,493	5.44	73	980.49	3	44.57
Apr 2020	19	22,728	105.28	1,196	5.54	42	280.64	2	14.77
May 2020	20	23,625	92.05	1,181	4.60	53	778.95	3	38.95
Jun 2020	21	28,144	98.34	1,340	4.68	50	805.34	2	38.35



Overnight balances in SADC-RTGS: Last six months (daily averages)

Month	Number of Banks	Central Banks		Totals	
		Balances held by SARB (ZAR millions)	Balances held by Central Banks, excluding SARB (ZAR millions)	Balances held by commercial banks (ZAR millions)	Balances kept overnight in SIRESS, excluding SARB (ZAR millions)
Jan 2020	78	0.04	17.82	1301.68	1319.51
Feb 2020	77	0.02	52.01	1309.44	1361.45
Mar 2020	76	0.05	37.29	1727.81	1765.09
Apr 2020	76	0.06	88.82	2028.24	2117.06
May 2020	76	0.08	175.43	2214.48	2389.91
Jun 2020	75	0.08	85.46	1,985.99	2,071.44



Transactions Summary: Per country

Country	Number of participating banks, including Central Banks	Total number of settled transactions	Total value of settled transactions (ZAR mil)
Total for Angola	4	24	5.00
Total for Botswana	2	4,086	3,053.18
Total for DRC	1	2	0.00
Total for Eswatini	5	3,553	7,479.34
Total for Lesotho	5	3,826	11,422.87
Total for Madagascar	1	-	-
Total for Malawi	9	1,076	330.99
Total for Mauritius	4	146	892.63
Total for Mozambique	6	239	183.44
Total for Namibia	5	1,747	32,052.86
Total for Seychelles	1	32	0.42
Total for South Africa	10	11,626	42,202.16
Total for Tanzania	6	156	17.36
Total for Zambia	10	1,171	309.48
Total for Zimbabwe	14	510	1,194.00
Total for SADC RTGS	83	28,194	99,143.75



Participation

Countries	Number
Participating Countries	15

Participants	Number
Participating Central Banks (as settlement banks)	8
Participating Commercial Banks	75
Total participating banks	83

Operators	Number
Regional Clearing Operators	1

Regional Payment Schemes	Number
Low Value	1

