

Settlement Statistics and Indicators



RTGS Integrated Regional
Electronic Settlement System

August 2021



SADC-RTGS Main Indicators

In August 2021

SADC-RTGS processed 30,547 transactions to the value of ZAR 101.24 Billion

Average number of transactions processed per day were 1,455 representing the average value of ZAR 4.82 Billion

Total number of transactions settled to date is 2,231,621 representing the value of ZAR 8.66 Trillion*

***(USD 519.48 Billion/EUR 471.09 Billion)**

Peak monthly volume of 33,079 transactions was in Mar 2021 and peak value of ZAR 132.07 Billion was in Mar 2021

Total Number of instructions settled on the TCIB payment scheme was 40 transactions to the value of ZAR 596.98

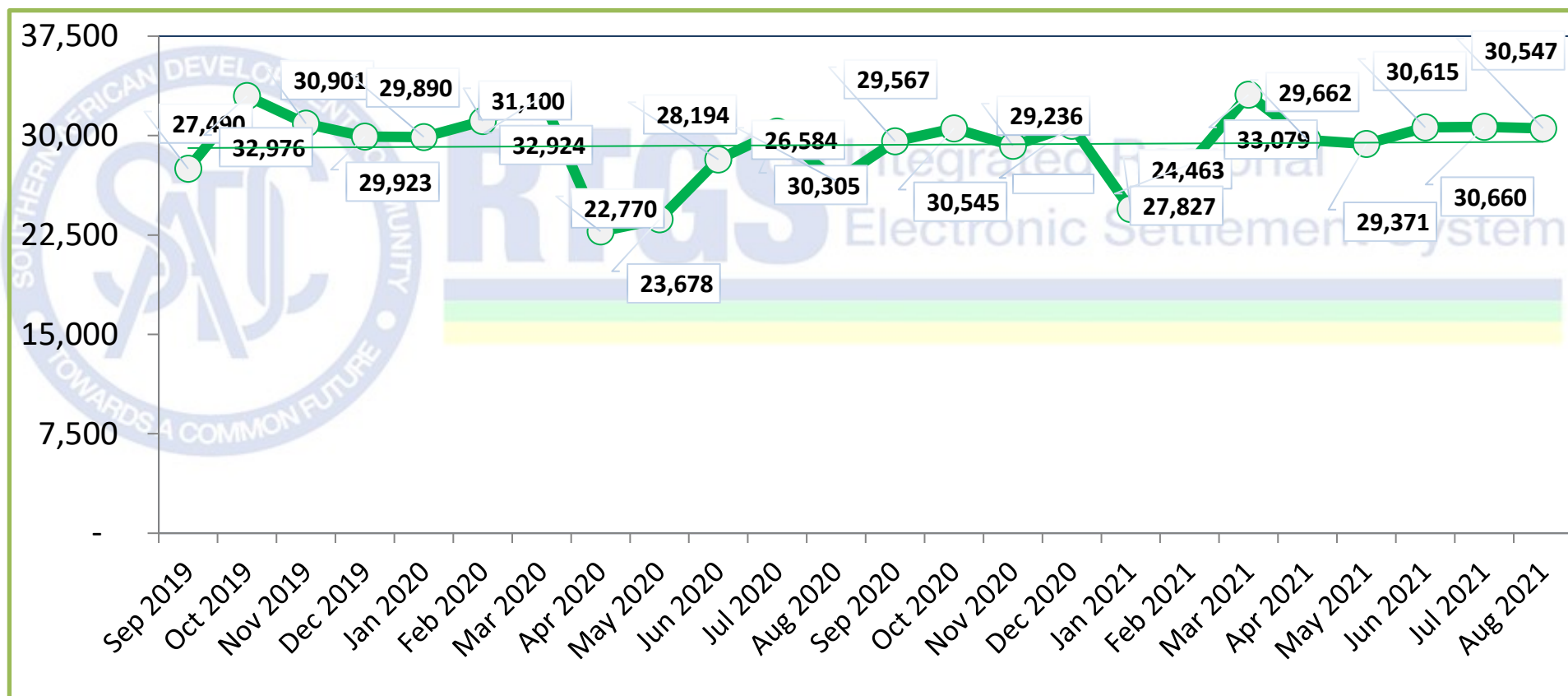
Total Number of participating countries: 15

Total Number of participating Banks (including central banks): 84

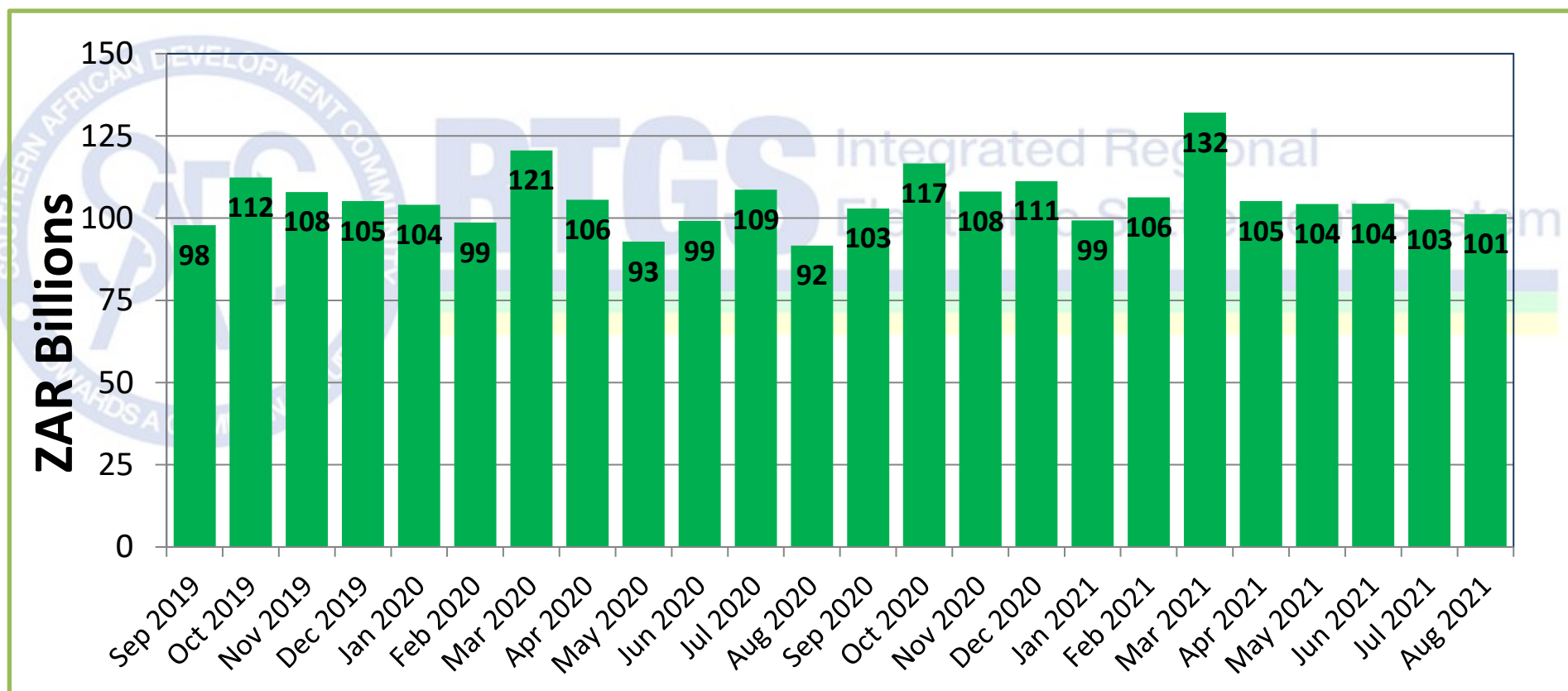
USD/ZAR 1:16.68 and EUR/ZAR 1:18.3932 exchange rate as at end of August 2021 (Rates as published on South African Reserve Bank Website)



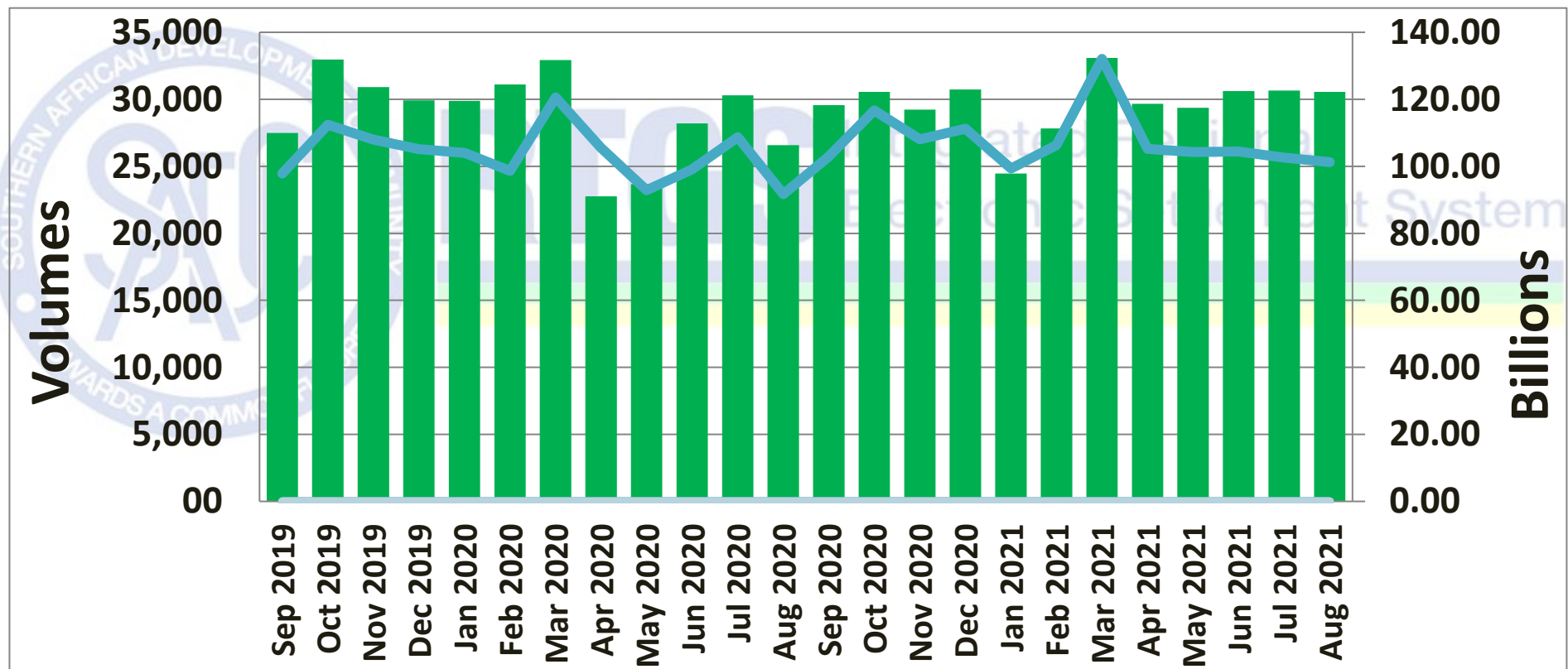
Total number of transactions settled



Total Value of transactions settled



Volume vs Value of transactions settled



Payments Summary: Last six months

Month	Number of Cycle days	CPL Payments				RTL Payments			
		Number of settled transactions	Value of settled transactions (ZAR billions)	Average number of settled transactions per day	Average value of settled transactions (ZAR billions)	Number of settled transactions	Value of settled transactions (ZAR billions)	Average number of settled transactions per day	Average value of settled transactions (ZAR billions)
Mar 2021	22	33,029	131.13	1,501	5.96	50	939.83	2	42.72
Apr 2021	19	29,611	104.84	1,558	5.52	51	342.48	3	18.03
May 2021	21	29,314	104.01	1,396	4.95	57	263.37	3	12.54
Jun 2021	21	30,564	103.11	1,455	4.91	51	1,304.37	2	62.11
Jul 2021	22	30,618	102.38	1,392	4.65	42	177.15	2	8.05
Aug 2021	21	30,547	101.24	1,455	4.82	0	-	0	0.00



Value/Volume by transaction value range

Transaction Value range	Number of Instructions	Value of Instructions
0 - 5000	10686	14,902,516.13
5001 - 15000	4125	38,147,111.16
15000 - 50000	4548	133,227,771.94
50001 - 500000	6673	1,194,880,224.33
500001 - 50000000	4158	23,960,804,445.71
50000001 - 150000000	261	24,395,136,481.65
150000000 +	136	51,506,940,118.39



Overnight balances in SADC-RTGS: Last six months (daily averages)

Month	Number of Banks	Central Banks		Totals	
		Balances held by SARB (ZAR millions)	Balances held by Central Banks, excluding SARB (ZAR millions)	Balances held by commercial banks (ZAR millions)	Balances kept overnight in SIRESS, excluding SARB (ZAR millions)
Mar 2021	74	54.98	101.40	1496.04	1597.44
Apr 2021	75	0.01	63.36	1336.75	1400.11
May 2021	73	0.01	37.26	1276.50	1313.75
Jun 2021	74	0.01	136.73	1500.72	1637.45
Jul 2021	77	0.00	79.91	1611.57	1691.49
Aug 2021	75	0.00	21.58	1,729.57	1,751.15



Transactions Summary: Per country

Country	Number of participating banks, including Central Banks	Total number of settled transactions	Total value of settled transactions (ZAR mil)
Total for Angola	4	24	0.00
Total for Botswana	2	4,131	2,414.64
Total for DRC	1	1	0.00
Total for Eswatini	5	4,286	12,698.88
Total for Lesotho	5	4,596	11,484.60
Total for Madagascar	1	-	-
Total for Malawi	9	1,125	374.59
Total for Mauritius	3	161	1,526.22
Total for Mozambique	6	369	191.52
Total for Namibia	5	1,649	29,436.82
Total for Seychelles	1	45	1.80
Total for South Africa	10	12,594	42,265.09
Total for Tanzania	7	168	37.87
Total for Zambia	10	930	554.36
Total for Zimbabwe	15	468	257.64
Total for SADC RTGS	84	30,547	101,244.04



Participation

Countries	Number
Participating Countries	15

Participants	Number
Participating Central Banks (as settlement banks)	8
Participating Commercial Banks	76
Total participating banks	84

Operators	Number
Regional Clearing Operators	1

Regional Payment Schemes	Number
Low Value	1



Participants List Per Country

Angola

Banco Angolano de Investimentos SA (BAIPAOLU)
 Banco De Negocios Internacional Angola(BNICAOLU)
 Banco Prestígio SA (PRTSAOLU)
 CREDISUL Banco de Credito do Sul (CDTSAOLU)

Botswana

First National Bank of Botswana PTY Ltd (FIRNBWGX)
 Stanbic Bank Botswana Limited (SBICBWGX)

Eswatini

Central Bank of Eswatini (SWAZSZMB)
 Eswatini Development and Savings Bank (SDSBSZMB)
 First National Bank Of Swaziland (FIRNSZMX)
 Nedbank Swaziland Limited (NESWSZMX)
 Standard Bank Swaziland LTD (SBICSZMX)

Democratic Republic of Congo

Raw Bank Limited (RAWBCDKI)

Lesotho

Central Bank of Lesotho (CBLELSMX)
 First National Bank of Lesotho Limited (FIRNLSMX)
 Lesotho Post Bank (LESHLSMM)
 Nedbank Lesotho Limited (NEDLLSMX)
 Standard Lesotho Bank (SBICLSMX)

Malawi

CDH Investment Bank Limited (CDHIMWMW)
 Ecobank Malawi Limited (ECOCMWMW)
 FDH Financial Holdings (FDHFMWMW)
 First Capital Bank Limited (FRCGMWMW)
 MyBucks Banking Corporation (MBBCMWMW)
 NBS Bank Limited (NBSTMWMW)
 National Bank of Malawi (NBMAMWMW)

Opportunity Bank of Malawi (OPILMWMW)
 Reserve Bank of Malawi (RBMAMWMW)
 Standard Bank Limited (SBICMWMX)

Mauritius

Absa Bank Mauritius Limited (BARCMUMU)
 Standard Bank Mauritius Limited (SBICMUMU)

The Mauritius Commercial Bank Limited (MCBLMI)

Seychelles

Central Bank of Seychelles (SSCBSCSC)

Madagascar

Banky-Foiben'i Madagasikara (REPUMGMG)

Mozambique

Absa Bank Mozambique (ABMZMZMA)
 Banco_MAIS Mocambicano (MAISMZMA)
 FNB MOCAMBIQUE SA (FIRNMZMX)
 NedBank Limited (UNICMZMX)
 MOZABANCO (MOZAMZMA)
 Standard Bank Mozambique SA (SBICMZMX)

Namibia

Bank Windhoek Limited (BWLINANX)
 Bank of Namibia (CBKNNANX)
 First National Bank of Namibia Ltd (FIRNNANX)
 Nedbank Namibia Limited (NEDSNANX)
 Standard Bank Namibia Limited (SBNMNNANX)

Tanzania

Absa Bank Tanzania Limited (BARCTZTZ)
 Ecobank Tanzania Limited (ECOCTZTZ)
 Equity Bank Tanzania (EQBLTZTZ)
 First National Bank Tanzania Limited (FIRNTZTZ)
 National Bank of Commerce Limited (NBMAMWMW)
 STANBIC Bank Tanzania Limited (SBICTZTZ)
 Standard Chartered Bank Tanzania Ltd (SCBLTZTZ)



Participants List Per Country

South-Africa

ABSA Bank Limited (ABSAZAJJ)
BankServ Africa (BKSVZAJJ)
Bidvest Bank Limited (BIDBZAJJ)
Citibank South Africa (CITIZAJX)
FirstRand Bank Limited (FIRNZAJJ)
HSBC Bank Plc - Johannesburg Branch(HSBCZAJJ)
Investec Bank Limited (IVESZAJJ)
Nedbank Ltd(NEDSZAJJ)
South African Reserve Bank (SARBZAJJ)
Standard Bank of South Africa Limited (SBZAZAJJ)
Standard Chartered Bank - Johannesburg Branch (SCBLZAJJ)

Zambia

Absa Bank Zambia PLC (BARCZMLX)
Access Bank (AZAMZMLU)
Bank of Zambia (BAZAZMLU)
Ecobank Zambia Limited (ECOCZMLU)
Finance Bank Zambia Limited(ZFBAZMLU)
First National Bank Zambia Limited (FIRNZMLX)
Stanbic Bank Zambia Limited (SBICZMLX)
Standard Chartered Bank Zambia Plc (SCBLZMLX)
Zambia Industrial Commercial Bank (ZICBZMLU)
Zambia National Commercial Bank PLC (ZNCOZMLU)

Zimbabwe

African Banking Corporation of Zimbabwe Limited (FMBZZWHX)
Agricultural Bank of Zimbabwe Limited (AGRZZWHA)
CBZ Bank Limited (COBZZWHA)
Central Africa Building Society (CABSZWHA)
Ecobank Zimbabwe Limited (ECOCZWHX)
FBC Bank Limited (FBCPZWHA)
FirstCapital Bank (BARCZWHX)
METBANK Limited Zimbabwe (MBOZZWHA)
NMB Bank Limited (NMBLZWHX)
Nedbank Zimbabwe Limited (MBCAZWHX)
Peoples Own Savings Bank (PWSBZWHX)
STANBIC Bank (SBICZWHX)
Standard Chartered Bank Zimbabwe Ltd (SCBLZWHX)
Steward Bank Limited (STBLZWHX)
ZB Bank (ZBCOZWHX)

