



SADC-RTGS: Settlement Statistics and Indicators

April 2019

SADC-RTGS: Main indicators

In April 2019

SADC-RTGS processed **27,906** transactions to the value of **ZAR 103.38 Billion**

Average number of transactions processed per day were **1,395** representing the average value of **ZAR 5.17 Billion**

Total number of transactions settled to date is **1,412,204** representing the value of **ZAR 5.74 Trillion**
(USD 400.36 Billion/ EUR 357.38 Billion)*

Peak volume of **32,059** transactions was in **Oct 2018** and peak value of **ZAR 119.53 Billion** was in **Aug 2017**

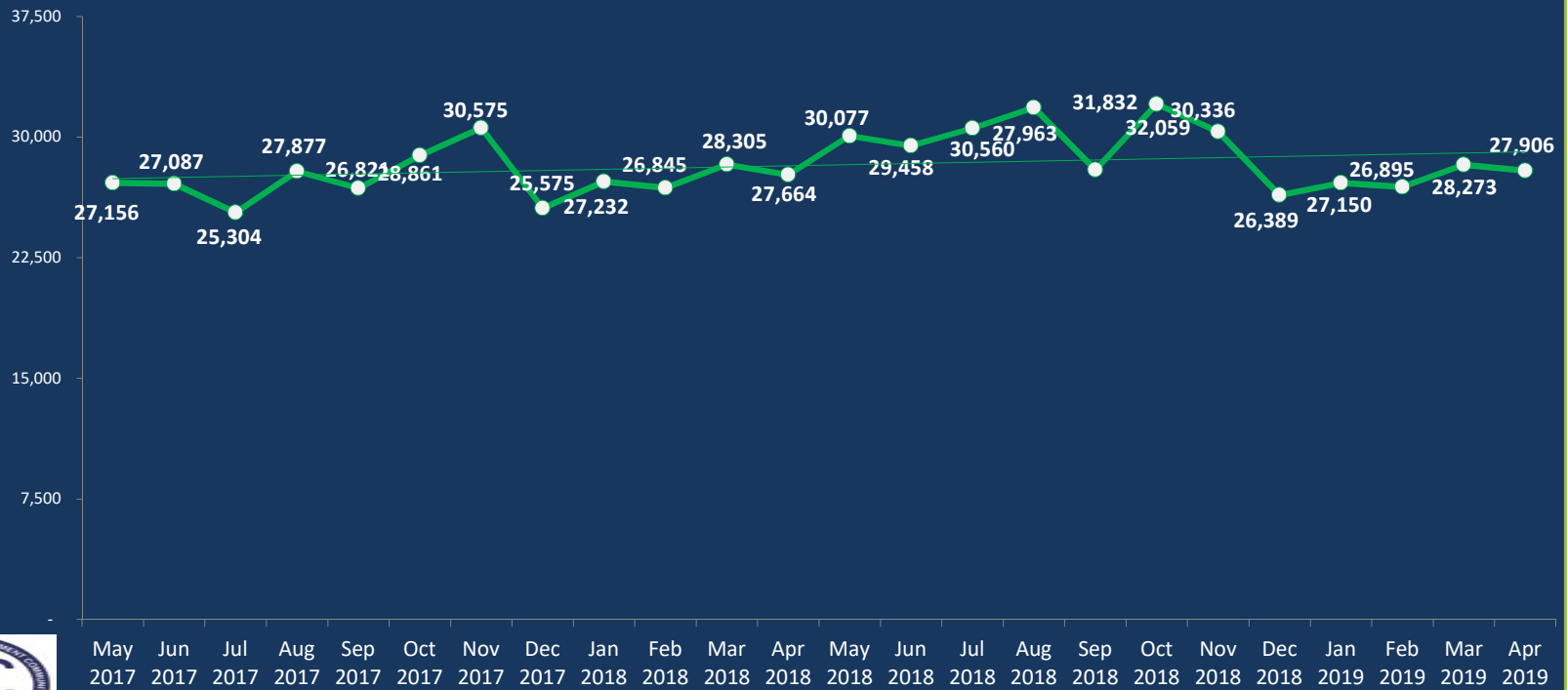
Total Number of participating countries is **14**

Total Number of participating Banks including central banks is **81**



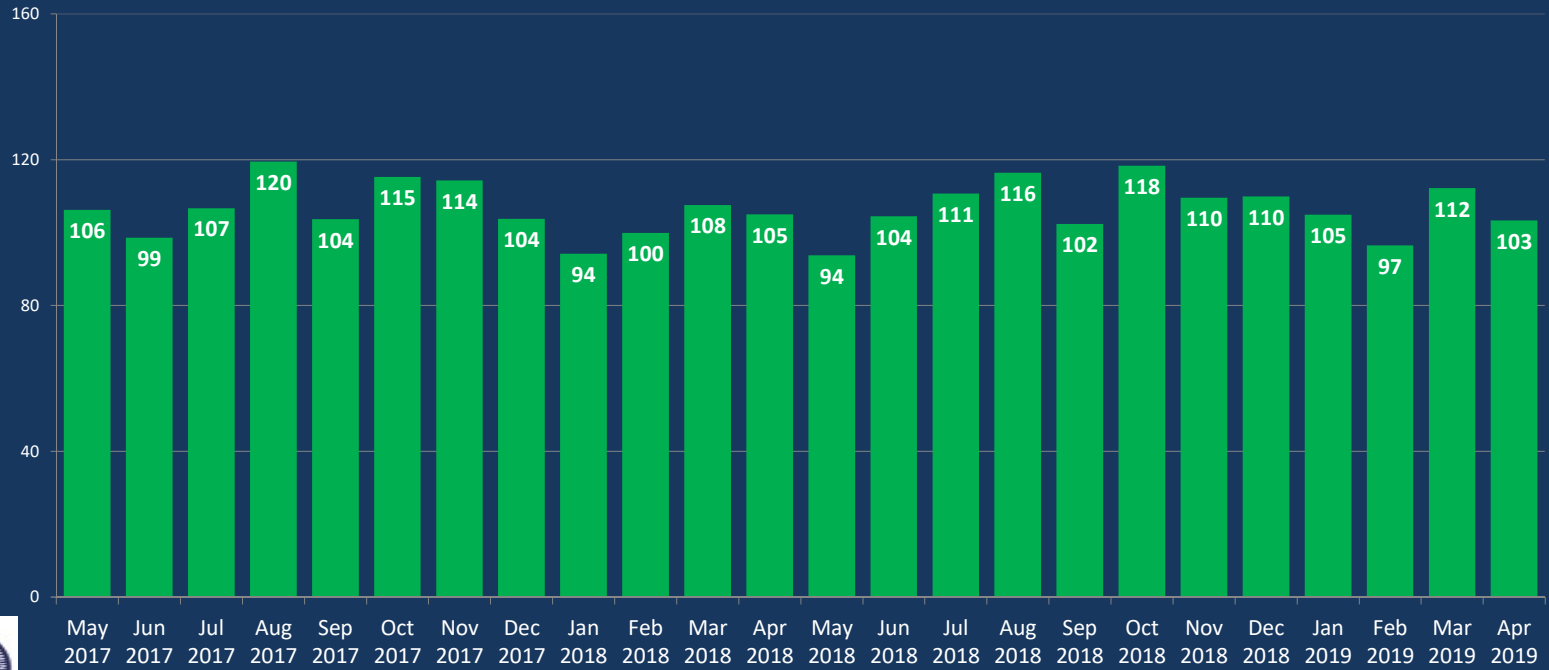
USD/ZAR 1: 14.3319 and EUR/ZAR 1: 16.0553 exchange rate as at end of April 2019 as per South African Reserve Bank published rates.

SADC-RTGS: Total number of transactions settled

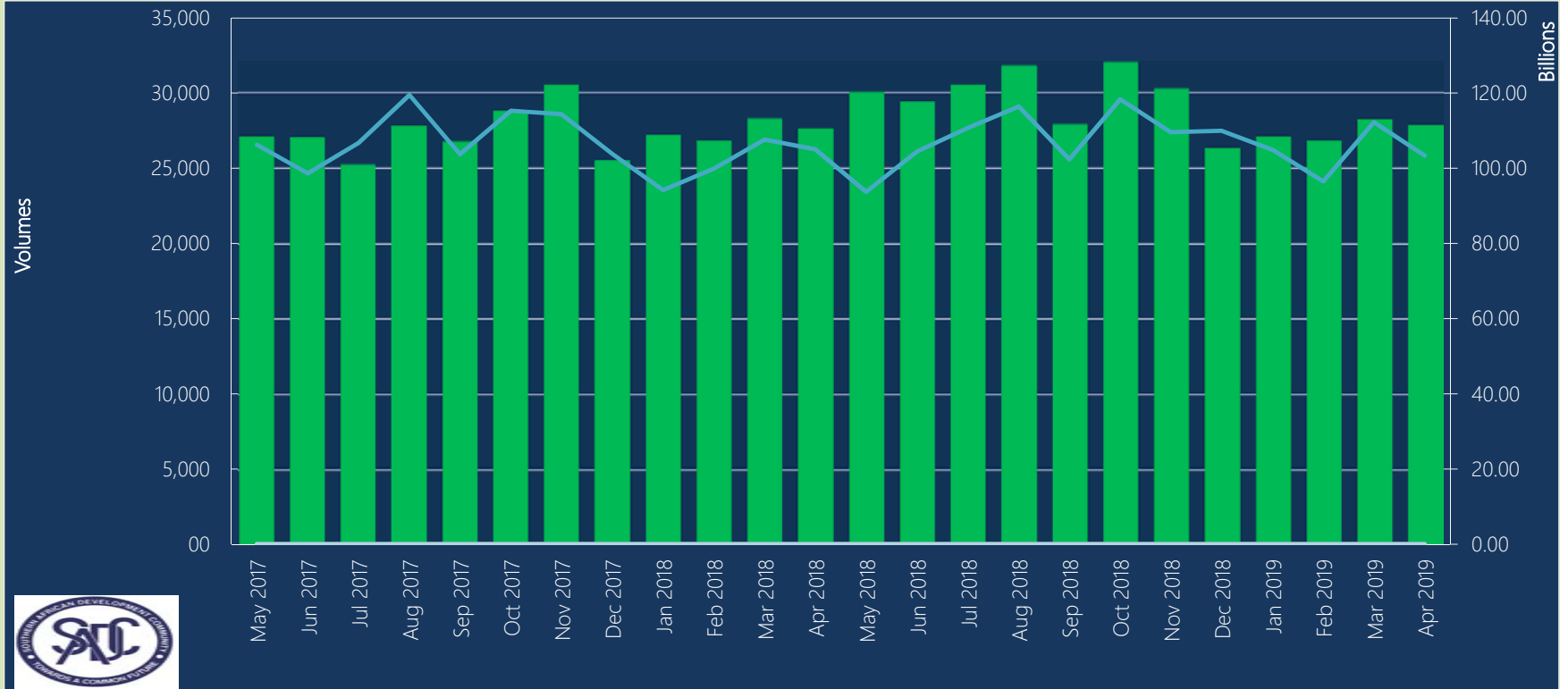


SADC-RTGS: Value of transactions settled

ZAR Billions



SADC-RTGS: Transactions volumes vs values of transactions settled



SADC-RTGS: Summary: six months

| Month | No of cycle days | CPL Payments | | | | RTL Payments | | | |
|----------|------------------|-----------------------------|--|--|--|-----------------------------|--|--|--|
| | | No. of settled transactions | Value of settled transactions (ZAR billions) | Average no of settled transactions per day | Average value of settled transactions (ZAR billions) | No. of settled Transactions | Value of settled Transactions (ZAR millions) | Average no of settled transactions per day | Average value of settled transactions (ZAR millions) |
| Nov 2018 | 22 | 30,226 | 109.06 | 1,374 | 4.96 | 110 | 542.81 | 5 | 24.67 |
| Dec 2018 | 18 | 26,309 | 109.34 | 1,462 | 6.07 | 80 | 607.58 | 4 | 33.75 |
| Jan 2019 | 22 | 27,103 | 104.50 | 1,232 | 4.75 | 47 | 468.42 | 2 | 21.29 |
| Feb 2019 | 20 | 26,843 | 96.07 | 1,342 | 4.80 | 52 | 478.66 | 3 | 23.93 |
| Mar 2019 | 20 | 28,203 | 111.44 | 1,410 | 5.57 | 70 | 804.89 | 4 | 40.24 |
| Apr 2019 | 20 | 27,799 | 102.68 | 1,390 | 5.13 | 107 | 695.77 | 5 | 34.79 |



SADC-RTGS: Summary: six months (Overnight balances in SIRESS daily averages)

| Month | No of Banks | Balances held by SARB (ZAR millions) | Balances held by Central Banks, excluding SARB (ZAR millions) | Balances held by commercial banks (ZAR millions) | Balances kept overnight in SIRESS, excluding SARB (ZAR millions) |
|----------|-------------|--------------------------------------|---|--|--|
| Nov 2018 | 76 | 0.00 | 72.50 | 1,348.68 | 1,421.18 |
| Dec 2018 | 76 | 0.00 | 69.28 | 1,696.46 | 1,765.74 |
| Jan 2019 | 77 | 0.00 | 100.29 | 1,287.16 | 1,387.45 |
| Feb 2019 | 77 | 2.89 | 78.76 | 1,265.08 | 1,343.84 |
| Mar 2019 | 77 | 0.00 | 78.79 | 1,239.39 | 1,318.18 |
| Apr 2019 | 75 | 0.00 | 72.64 | 1,166.04 | 1,238.68 |



SADC-RTGS: Summary: per country

| Country | Number of participating banks, including Central Banks | Total number of settled transactions | Total value of settled transactions (ZAR mil) |
|------------------------|---|--------------------------------------|---|
| Total for Angola | 2 | 21 | 0.00 |
| Total for Botswana | 2 | 4,716 | 2,496.68 |
| Total for DRC | 1 | 1 | 0.00 |
| Total for Lesotho | 5 | 4,290 | 10,175.56 |
| Total for Malawi | 10 | 989 | 161.12 |
| Total for Mauritius | 4 | 157 | 1,467.67 |
| Total for Mozambique | 6 | 275 | 69.13 |
| Total for Namibia | 5 | 694 | 35,458.24 |
| Total for Seychelles | 1 | 95 | 5.87 |
| Total for South Africa | 11 | 11,137 | 44,362.70 |
| Total for Eswatini | 5 | 3,295 | 7,758.14 |
| Total for Tanzania | 6 | 159 | 24.81 |
| Total for Zambia | 9 | 1,632 | 503.67 |
| Total for Zimbabwe | 14 | 445 | 893.08 |
| Total fo SIRESS | 81 | 27,906 | 103,376.66 |



SADC-RTGS: Participation

| Countries | Number |
|-------------------------|--------|
| Participating Countries | 14 |

| Participants | Number |
|--|-----------|
| Participating Central Banks (as settlement banks) | 7 |
| Participating Commercial Banks | 74 |
| Total participating banks | 81 |

| RCS Operators | Number |
|-----------------------------|--------|
| Regional Clearing Operators | 1 |

| Regional Payment Schemes | Number |
|--------------------------|--------|
| None | 0 |

