

# Settlement Statistics and Indicators



**RTGS** Integrated Regional  
Electronic Settlement System

May 2024



# SADC-RTGS Main Indicators

**In May 2024**

SADC-RTGS processed 49,598 transactions to the value of ZAR 203.6 Billion

Average number of transactions processed per day were 2,254 representing the average value of ZAR 9.25 Billion

Total number of transactions settled to date is 3,526,992 representing the Transacton Amount of ZAR 14.1 Trillion\*

**\*(USD 747.8 Billion/EUR 690.42 Billion)**

Peak monthly volume of 49,598 transactions was in May 2024 and peak value of ZAR 222.54 Billion was in Nov 2023

**Total Volume settled on the TCIB payment scheme was 4 transactions to the value of ZAR 80**

Total Number of participating countries: 15

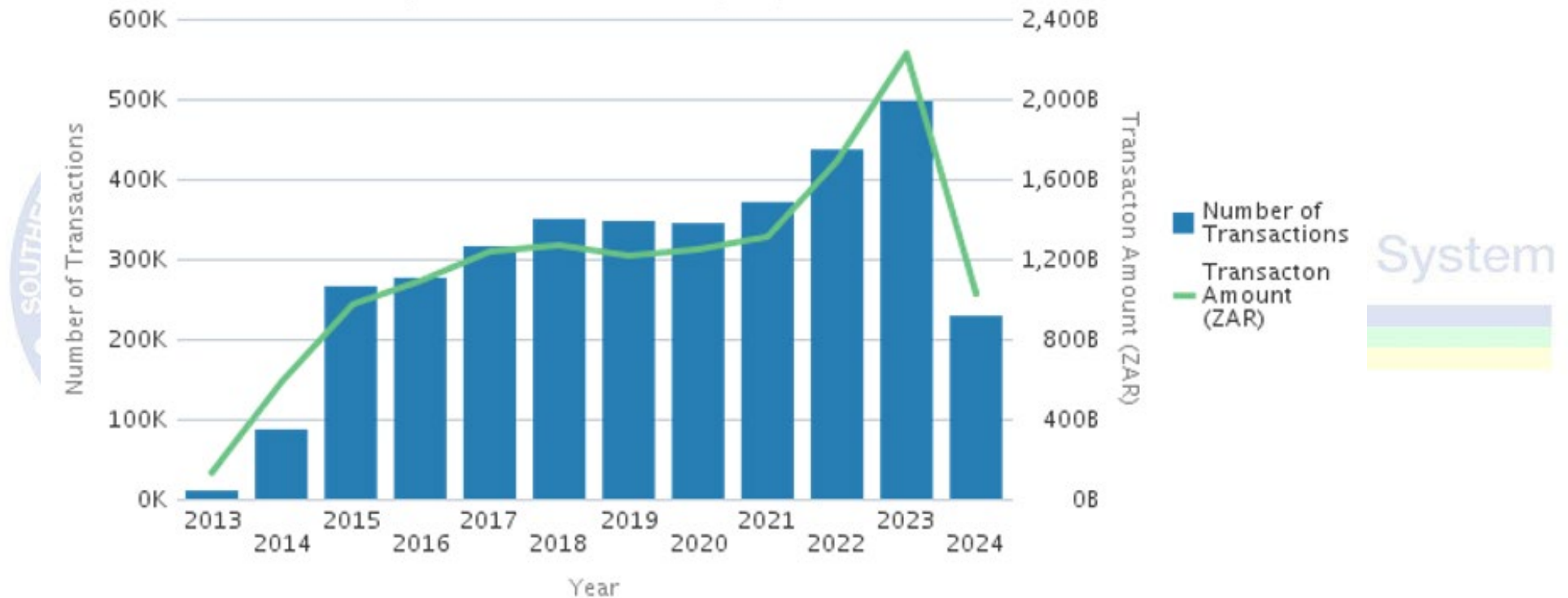
Total Number of participating Banks (including central banks): 88

USD/ZAR 1:18.8538 and EUR/ZAR 1:20.4205 exchange rate as at end of May 2024 (Rates as published on South African Reserve Bank Website)

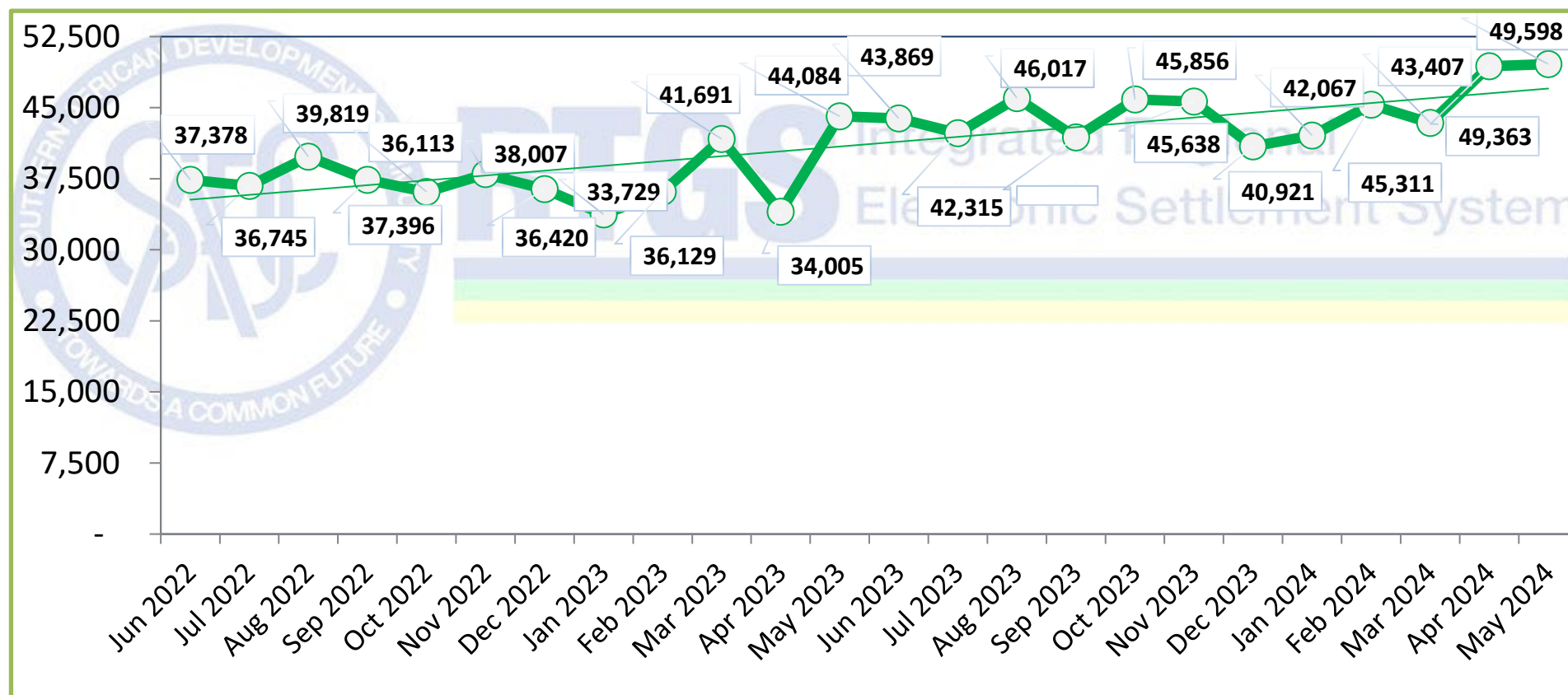


# Year-to-year Value Volume

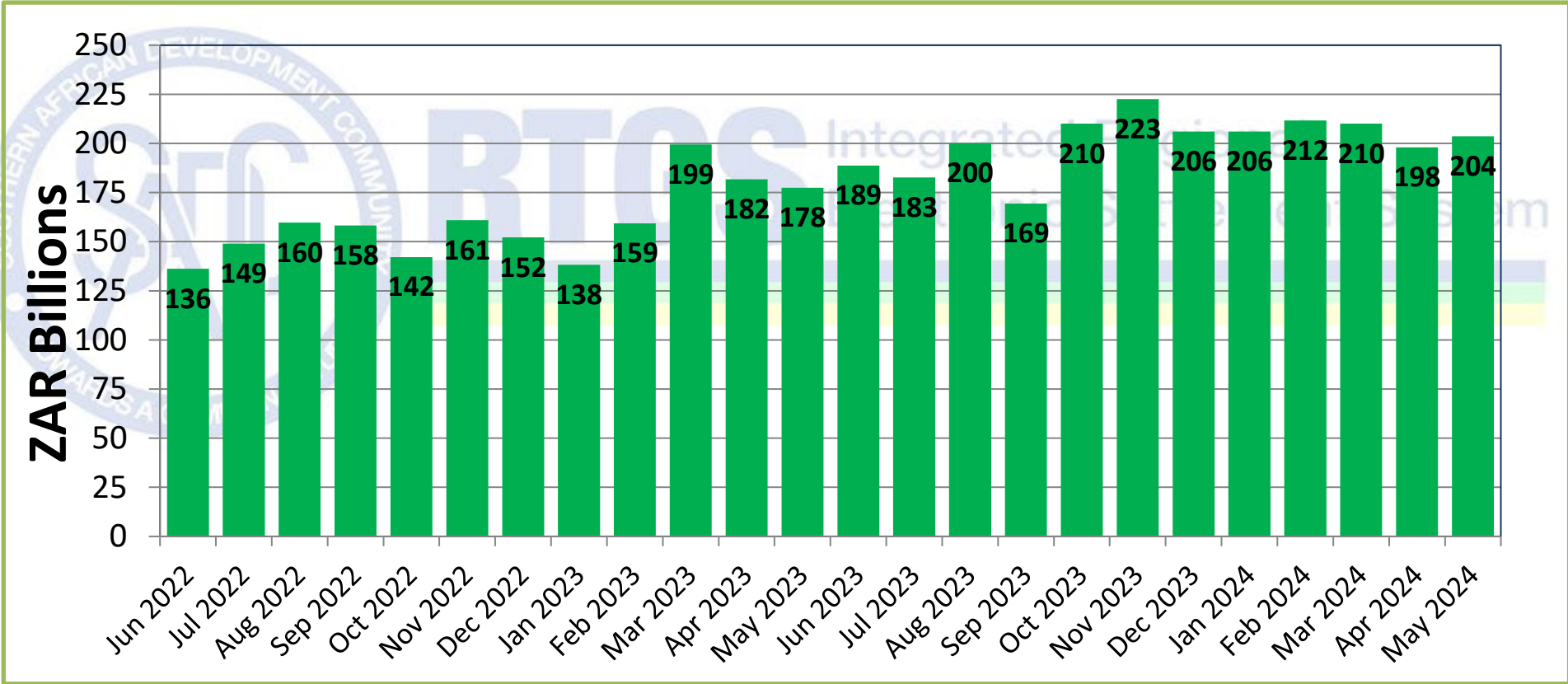
Number of Transactions, Transaction Amount (ZAR)



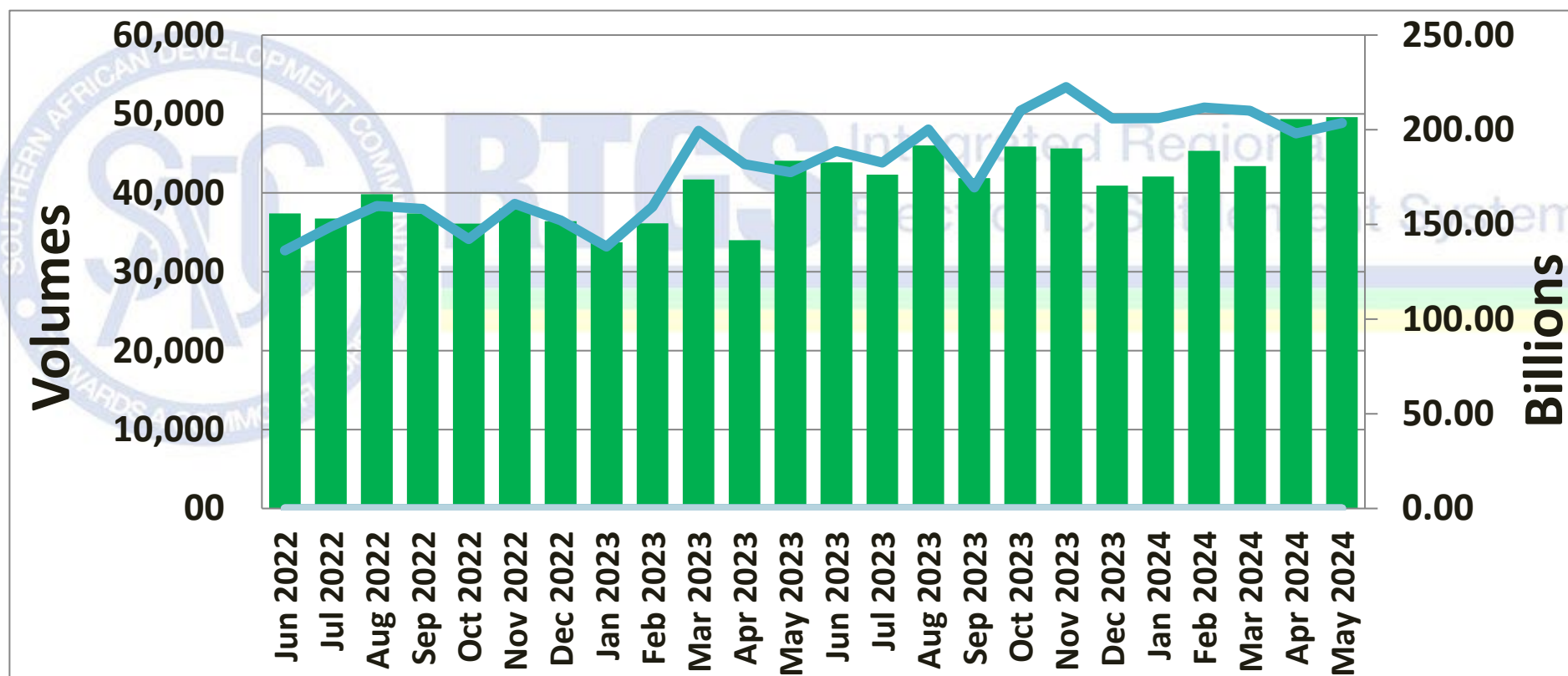
# Total number of transactions settled



# Total Value of transactions settled



# Volume vs Value of transactions settled



# Payments Summary: Last six months

Month	Number of Cycle days	Payments			
		Number of settled transactions	Value of settled transactions (ZAR billions)	Average number of settled transactions per day	Average value of settled transactions (ZAR billions)
Dec 2023	19	40,921	206.00	2,154	10.84
Jan 2024	22	42,067	206.07	1,912	9.37
Feb 2024	21	45,311	211.72	2,158	10.08
Mar 2024	19	43,407	210.09	2,285	11.06
Apr 2024	21	49,363	198.06	2,351	9.43
May 2024	22	49,597	203.60	2,254	9.25



# Overnight balances in SADC-RTGS: Last six months (daily averages)

Month	Number of Banks	Central Banks		Totals	
		Balances held by SARB (ZAR millions)	Balances held by Central Banks, excluding SARB (ZAR millions)	Balances held by commercial banks (ZAR millions)	Balances kept overnight in SADC-RTGS, excluding SARB (ZAR millions)
Dec 2023	79	487.75	113.28	2532.35	2645.63
Jan 2024	79	0.03	218.26	2090.76	2309.02
Feb 2024	81	120.89	54.49	2399.81	2454.30
Mar 2024	80	88.86	22.72	2283.85	2306.58
Apr 2024	80	195.07	75.51	2511.77	2587.28
May 2024	79	0.04	82.57	2,017.79	2,100.37





# Transactions Summary: Per country

Country	Number of participating banks, including Central Banks	Total number of settled transactions	Total value of settled transactions (ZAR mil)
Total for Angola	6	62	3.42334
Total for Botswana	4	4,606	8,199.65
Total for DRC	3	2	0.00
Total for Eswatini	5	6,895	15,664.31
Total for Lesotho	5	5,109	25,269.18
Total for Madagascar	1	-	-
Total for Malawi	9	1,443	427.95
Total for Mauritius	3	160	3,015.12
Total for Mozambique	6	245	672.60
Total for Namibia	5	4,605	59,387.11
Total for Seychelles	1	36	1.18
Total for South Africa	10	21,574	88,925.34
Total for Tanzania	6	172	532.75
Total for Zambia	10	4,410	813.39
Total for Zimbabwe	14	279.0	683.9
<b>Total for SADC RTGS</b>	<b>88</b>	<b>49,598</b>	<b>203,595.94</b>



## Value/Volume by transaction value range

Transaction Value range	Number of Instructions	Value of Instructions
0 - 5000	16261	25,267,896.35
50001 - 500000	11125	1,949,379,603.11
15000 - 50000	8022	233,584,936.26
5001 - 15000	7242	67,073,401.91
500001 - 50000000	6308	37,725,026,842.07
50000001 - 150000000	324	28,997,353,652.41
150000000 +	316	134,598,249,623.45



# Participants List Per Country

## Angola

Banco Angolano de Investimentos SA (BAIPAOLU)  
 Banco BIC, SA (BCCBAOLU)  
 Banco De Negocios Internacional Angola(BNICAOLU)  
 Banco Yetu (YETUAOLU)  
 CREDISUL Banco de Credito do Sul (CDTSAOLU)

## Botswana

Access Bank Botswana  
 First Capital Bank Botswana  
 First National Bank of Botswana PTY Ltd (FIRNBWGX)  
 Stanbic Bank Botswana Limited (SBICBWGX)

## Eswatini

Central Bank of Eswatini (SWAZSZMB)  
 Eswatini Development and Savings Bank (SDSBSZMB)  
 First National Bank Of Swaziland (FIRNSZMX)  
 Nedbank Swaziland Limited (NESWSZMX)  
 Standard Bank Swaziland LTD (SBICSZMX)

## Democratic Republic of Congo

Banque Centrale du Congo (BCCGCDKS)  
 Raw Bank Limited (RAWBCDKI)  
 Equity Banque Commerciale du Congo (BCDCCDKI)

## Lesotho

Central Bank of Lesotho (CBLELSMX)  
 First National Bank of Lesotho Limited (FIRNLSMX)  
 Lesotho Post Bank (LESHLSMM)  
 Nedbank Lesotho Limited (NEDLLSMX)  
 Standard Lesotho Bank (SBICLSMX)

## Malawi

CDH Investment Bank Limited (CDHIMWMW)  
 Ecobank Malawi Limited (ECOCMWMW)  
 FDH Financial Holdings (FDHFMWMW)  
 First Capital Bank Limited (FRCGMWMW)  
 Centenary Bank (MBBCMWMW)  
 NBS Bank Limited (NBSTMWMW)  
 National Bank of Malawi (NBMAMWMW)  
 Reserve Bank of Malawi (RBMAMWMW)  
 Standard Bank Limited (SBICMWMX)

## Mauritius

Absa Bank Mauritius Limited (BARCMUMU)  
 Standard Bank Mauritius Limited (SBICMUMU)  
 The Mauritius Commercial Bank Limited (MCBLMUMU)

## Seychelles

Central Bank of Seychelles (SSCBSCSC)

## Madagascar

Banky-Foiben'I Madagasikara (REPUMGMG)

## Mozambique

Absa Bank Mozambique (ABMZMZMA)  
 Access Bank Mozambique  
 FNB MOCAMBIQUE SA (FIRNMZMX)  
 NedBank Limited (UNICMZMX)  
 MOZABANCO (MOZAMZMA)  
 Standard Bank Mozambique SA (SBICMZMX)

## Namibia

Bank Windhoek Limited (BWLINANX)  
 Bank of Namibia (CBKNNANX)  
 First National Bank of Namibia Ltd (FIRNNANX)  
 Nedbank Namibia Limited (NEDSNANX)  
 Standard Bank Namibia Limited (SBNMNANX)

## Tanzania

Absa Bank Tanzania Limited (BARCTZTZ)  
 Ecobank Tanzania Limited (ECOCTZTZ)  
 Equity Bank Tanzania (EQBLTZTZ)  
 National Bank of Commerce Limited (NBMAMWMW)  
 STANBIC Bank Tanzania Limited (SBICTZTX)  
 Standard Chartered Bank Tanzania Ltd (SCBLTZTX)



# Participants List Per Country

## South-Africa

ABSA Bank Limited (ABSAZAJJ)  
Access Bank Limited  
BankServ Africa (BKSVAJJS)  
Citibank South Africa (CITIZAJX)  
FirstRand Bank Limited (FIRNZAJJ)  
HSBC Bank Plc - Johannesburg Branch(HSBCZAJJ)  
Investec Bank Limited (IVESZAJJ)  
Nedbank Ltd(NEDSZAJJ)  
South African Reserve Bank (SARBZAJJ)  
Standard Bank of South Africa Limited (SBZAZAJJ)  
Standard Chartered Bank - Johannesburg Branch (SCBLZAJJ)

## Zambia

Absa Bank Zambia PLC (BARCZMLX)  
Access Bank (AZAMZMLU)  
Bank of Zambia (BAZAZMLU)  
Ecobank Zambia Limited (ECOCZMLU)  
Finance Bank Zambia Limited(ZFBAZMLU)  
First National Bank Zambia Limited (FIRNZMLX)  
Stanbic Bank Zambia Limited (SBICZMLX)  
Standard Chartered Bank Zambia Plc (SCBLZMLX)  
Zambia Industrial Commercial Bank (ZICBZMLU)  
Zambia National Commercial Bank PLC (ZNCOZMLU)

## Zimbabwe

African Banking Corporation of Zimbabwe Limited (FMBZZWHX)  
AFC Commercial Bank Limited (AGRZZWHA )  
CBZ Bank Limited (COBZZWHA)  
Central Africa Building Society (CABSZWHA)  
Ecobank Zimbabwe Limited (ECOCZWHX)  
FBC Bank Limited (FBCPZWHA)  
FirstCapital Bank (BARCZWHX)  
METBANK Limited Zimbabwe (MBOZZWHA)  
NMB Bank Limited (NMBLZWHX)  
Nedbank Zimbabwe Limited (MBCAZWHX)  
Peoples Own Savings Bank (PWSBZWHX)  
STANBIC Bank (SBICZWHX)  
Steward Bank Limited (STBLZWHX)  
ZB Bank (ZBCOZWHX)

