

Settlement Statistics and Indicators



RTGS Integrated Regional
Electronic Settlement System

June 2024



SADC-RTGS Main Indicators

In June 2024

SADC-RTGS processed 45,811 transactions to the value of ZAR 209.58 Billion

Average number of transactions processed per day were 2,411 representing the average value of ZAR 11.03 Billion

Total number of transactions settled to date is 3,572,669 representing the Transacton Amount of ZAR 14.31 Trillion*

***(USD 764.9 Billion/EUR 714.83 Billion)**

Peak monthly volume of 49,603 transactions was in May 2024 and peak value of ZAR 222.54 Billion was in Nov 2023

Total Volume settled on the TCIB payment scheme was 4 transactions to the value of ZAR 160

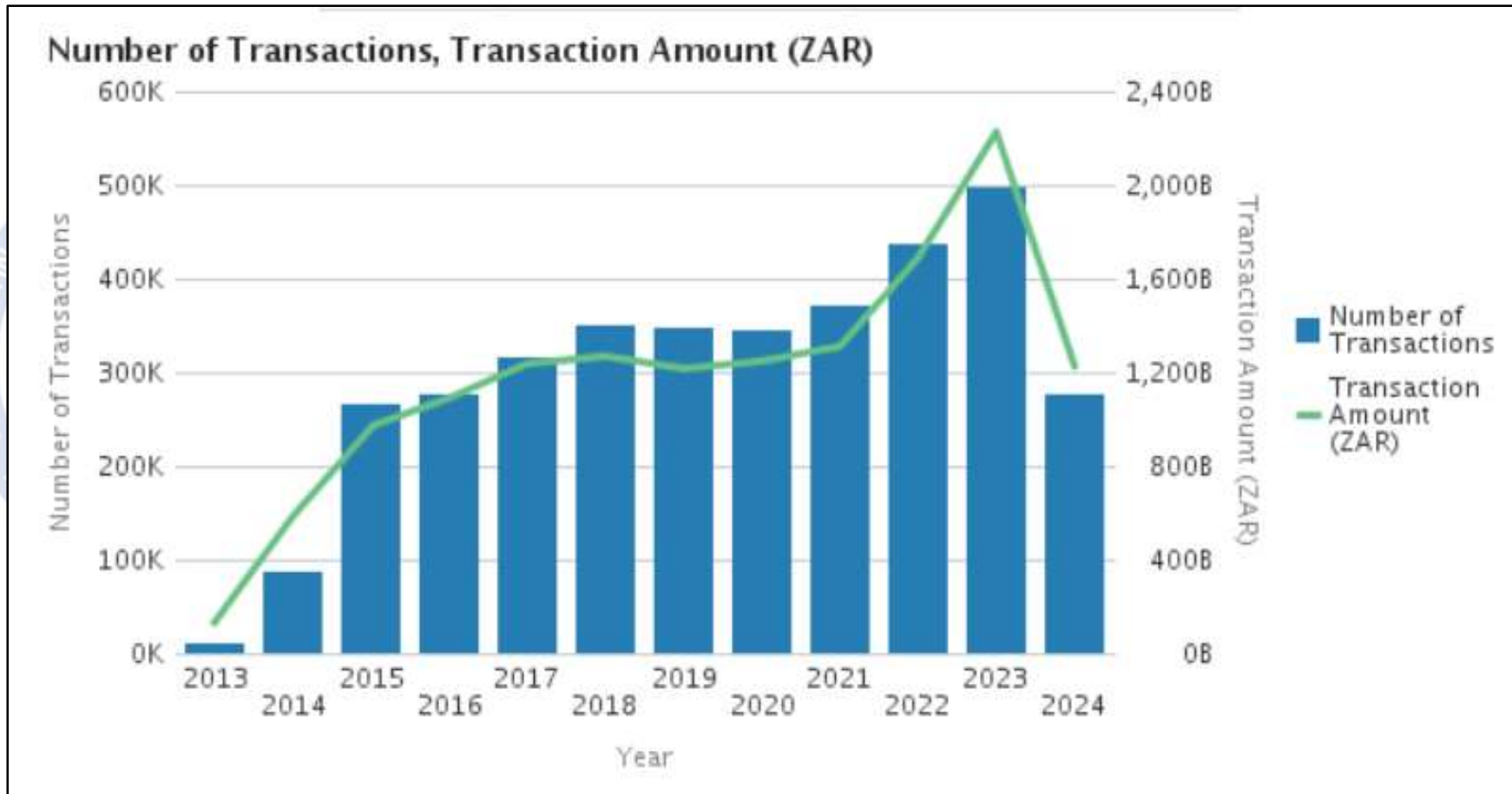
Total Number of participating countries: 15

Total Number of participating Banks (including central banks): 88

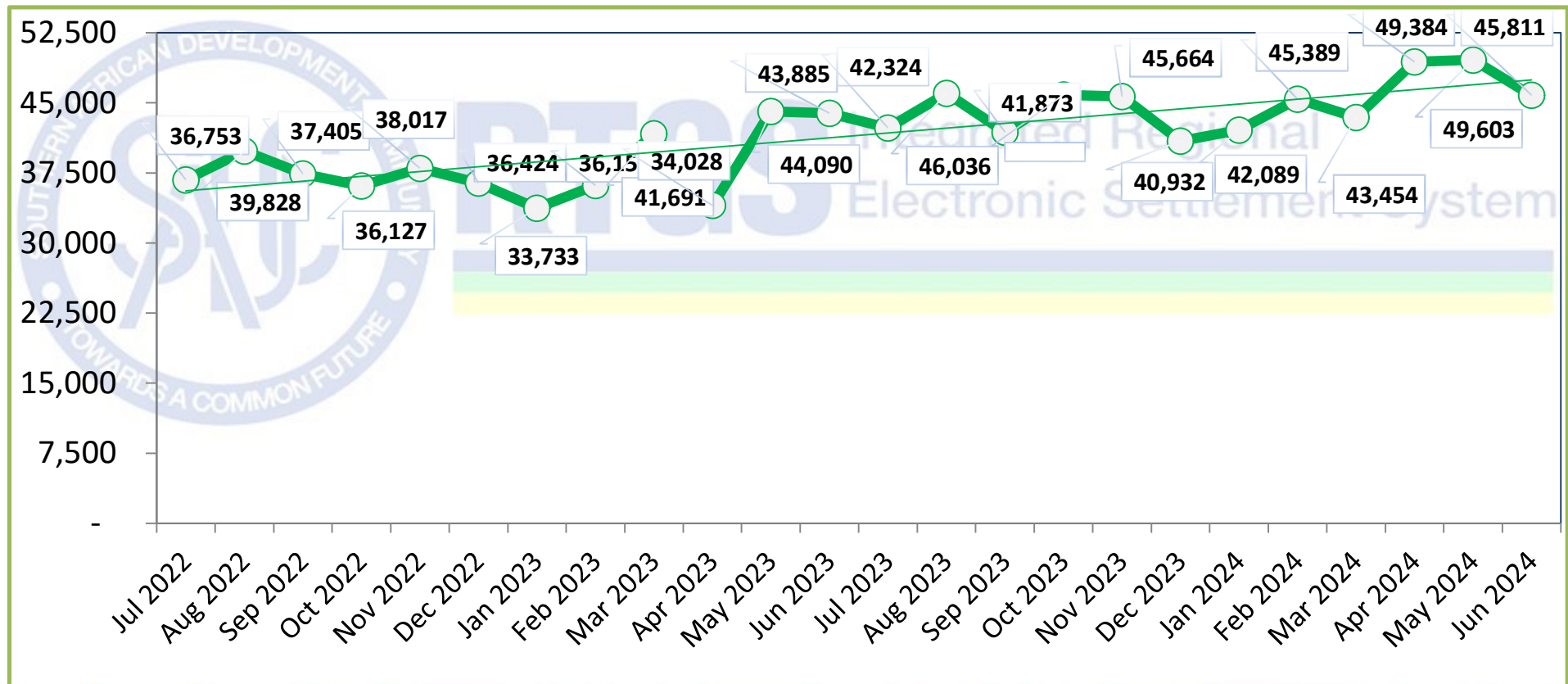
USD/ZAR 1:18.7061 and EUR/ZAR 1:20.0165 exchange rate as at end of June 2024 (Rates as published on South African Reserve Bank Website)



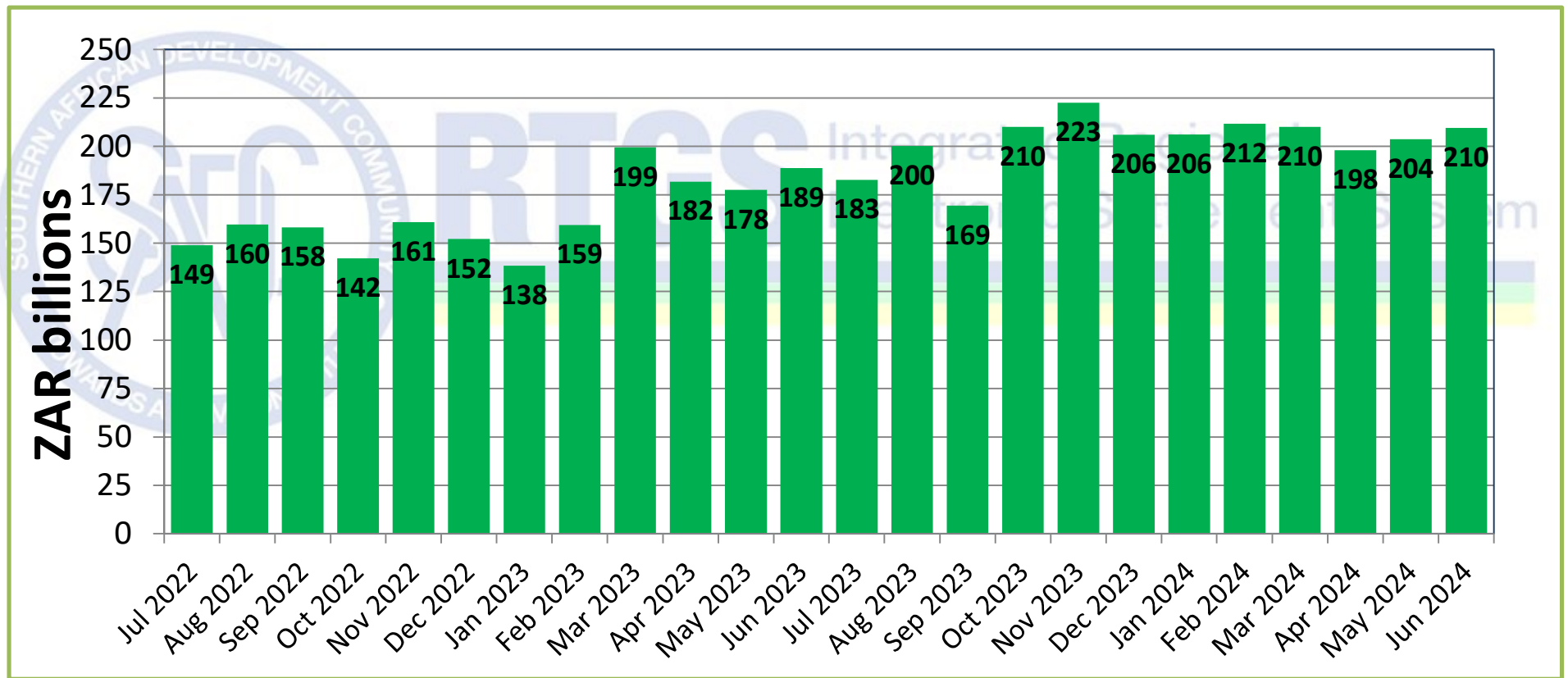
Year-to-year Value Volume



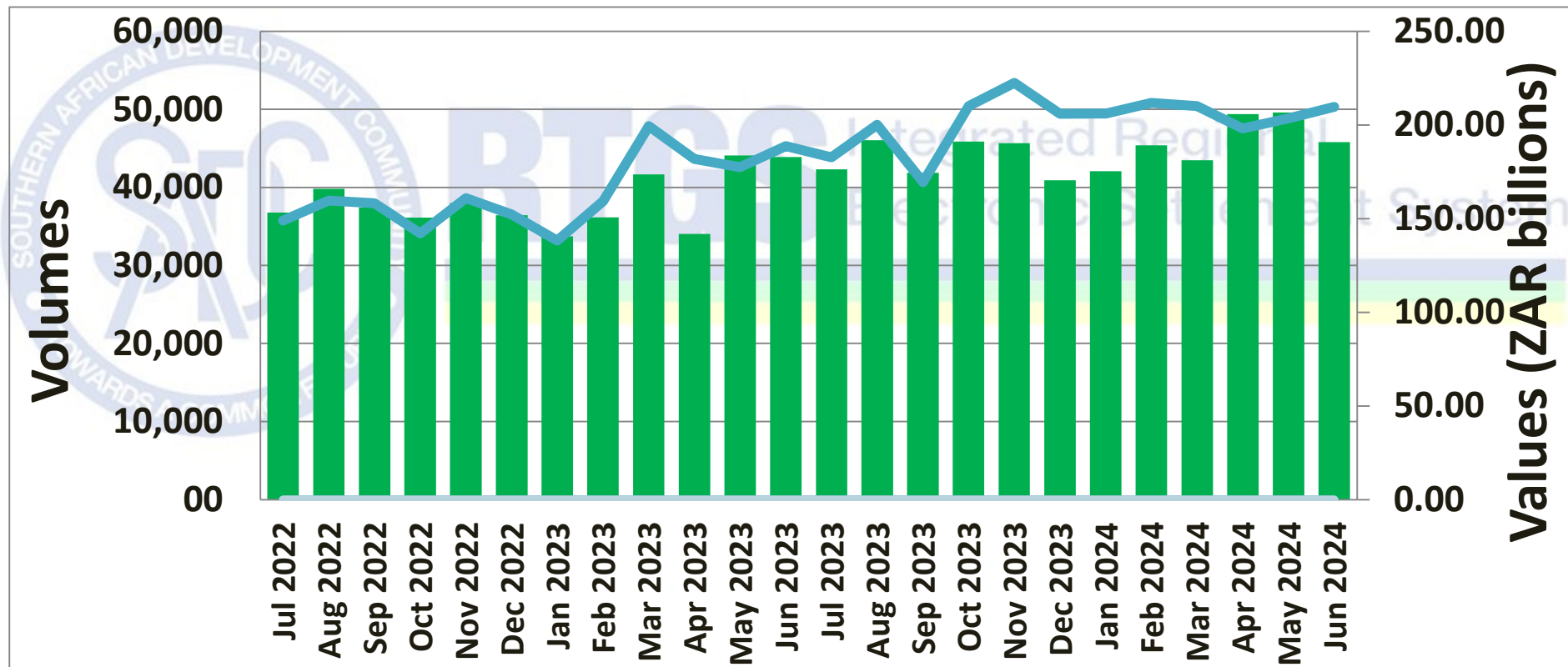
Total number of transactions settled



Total Value of transactions settled



Volume vs Value of transactions settled



Payments Summary: Last six months

Month	Number of Cycle days	Payments			
		Number of settled transactions	Value of settled transactions (ZAR billions)	Average number of settled transactions per day	Average value of settled transactions (ZAR billions)
Jan 2024	22	42,089	206.07	1,913	9.37
Feb 2024	21	45,389	211.72	2,161	10.08
Mar 2024	19	43,454	210.09	2,287	11.06
Apr 2024	21	49,384	198.06	2,352	9.43
May 2024	22	49,602	203.60	2,255	9.25
Jun 2024	19	45,811	209.58	2,411	11.03



Overnight balances in SADC-RTGS: Last six months (daily averages)

Month	Number of Banks	Central Banks		Totals	
		Balances held by SARB (ZAR millions)	Balances held by Central Banks, excluding SARB (ZAR millions)	Balances held by commercial banks (ZAR millions)	Balances kept overnight in SADC-RTGS, excluding SARB (ZAR millions)
Jan 2024	79	0.03	218.26	2,090.76	2,309.02
Feb 2024	81	120.89	54.49	2,399.81	2,454.30
Mar 2024	80	88.86	22.72	2,283.85	2,306.58
Apr 2024	80	195.07	75.51	2,511.77	2,587.28
May 2024	79	0.04	82.57	2,017.79	2,100.37
Jun 2024	82	575.40	93.98	2,244.90	2,338.88



Transactions Summary: Per country

Country	Number of participating banks, including Central Banks	Total number of settled transactions	Total value of settled transactions (ZAR mil)
Total for Angola	5	67	1.94
Total for Botswana	4	4,639	11,988.59
Total for DRC	3	15	0.00
Total for Eswatini	5	6,096	13,332.66
Total for Lesotho	5	4,581	25,775.30
Total for Madagascar	1	-	-
Total for Malawi	9	1,360	427.41
Total for Mauritius	3	157	2,848.71
Total for Mozambique	6	379	534.93
Total for Namibia	5	4,019	61,554.90
Total for Seychelles	1	44	0.40
Total for South Africa	11	20,117	91,167.55
Total for Tanzania	6	168	504.58
Total for Zambia	10	3,811	1,073.95
Total for Zimbabwe	14	358.0	366.3
Total for SADC RTGS	88	45,811	209,577.19



Volume/Value by Transaction Value Range

Transaction Value Range	Number of Instructions	Value of Instructions
0 - 5,000	14,777	21,724,745.24
5,001 - 15,000	6,232	57,673,852.57
15,001 - 50,000	6,985	203,447,179.99
50,001 - 500,000	10,467	1,827,705,846.40
500,001 - 50,000,000	6,579	45,633,596,802.60
50,000,001 - 150,000,000	307	27,492,664,355.84
150,000,000 +	330	134,328,377,701.23
Grand Total	45,677	209,565,190,483.87



Volume/Value by Number of Instructions

Transaction Value Range	Number of Instructions	Value of Instructions
0 - 5,000	14,777	21,724,745.24
50,001 - 500,000	10,467	1,827,705,846.40
15,001 - 50,000	6,985	203,447,179.99
500,001 - 50,000,000	6,579	45,633,596,802.60
5,001 - 15,000	6,232	57,673,852.57
150,000,000 +	330	134,328,377,701.23
50,000,001 - 150,000,000	307	27,492,664,355.84
Grand Total	45,677	209,565,190,483.87



Participants List Per Country

Angola

Banco Angolano de Investimentos SA (BAIPAOLU)
 Banco BIC, SA (BCCBAOLU)
 Banco De Negocios Internacional Angola(BNICAOLU)
 Banco Yetu (YETUAOLU)
 CREDISUL Banco de Credito do Sul (CDTSAOLU)

Botswana

Access Bank Botswana
 First Capital Bank Botswana
 First National Bank of Botswana PTY Ltd (FIRNBWGX)
 Stanbic Bank Botswana Limited (SBICBWGX)

Eswatini

Central Bank of Eswatini (SWAZSZMB)
 Eswatini Development and Savings Bank (SDSBSZMB)
 First National Bank Of Swaziland (FIRNSZMX)
 Nedbank Swaziland Limited (NESWSZMX)
 Standard Bank Swaziland LTD (SBICSZMX)

Democratic Republic of Congo

Banque Centrale du Congo (BCCGCDKS)
 Raw Bank Limited (RAWBCDKI)
 Equity Banque Commerciale du Congo (BCDCCDKI)

Lesotho

Central Bank of Lesotho (CBLELSMX)
 First National Bank of Lesotho Limited (FIRNLSMX)
 Lesotho Post Bank (LESHLSMM)
 Nedbank Lesotho Limited (NEDLLSMX)
 Standard Lesotho Bank (SBICLSMX)

Malawi

CDH Investment Bank Limited (CDHIMWMW)
 Ecobank Malawi Limited (ECOCMWMW)
 FDH Financial Holdings (FDHFMWMW)
 First Capital Bank Limited (FRCGMWMW)
 Centenary Bank (MBBCMWMW)
 NBS Bank Limited (NBSTMWMW)
 National Bank of Malawi (NBMAMWMW)
 Reserve Bank of Malawi (RBMAMWMW)
 Standard Bank Limited (SBICMWMX)

Mauritius

Absa Bank Mauritius Limited (BARCMUMU)
 Standard Bank Mauritius Limited (SBICMUMU)
 The Mauritius Commercial Bank Limited (MCBLMUMU)

Seychelles

Central Bank of Seychelles (SSCBCSC)

Madagascar

Banky-Foiben'i Madagasikara (REPUMGMG)

Mozambique

Absa Bank Mozambique (ABMZMZMA)
 Access Bank Mozambique
 Banco_MAIS Mocambicano (MAISMZMA)
 FNB MOCAMBIQUE SA (FIRNMZMX)
 NedBank Limited (UNICMZMX)
 MOZABANCO (MOZAMZMA)
 Standard Bank Mozambique SA (SBICMZMX)

Namibia

Bank Windhoek Limited (BWLINANX)
 Bank of Namibia (CBKNNANX)
 First National Bank of Namibia Ltd (FIRNNANX)
 Nedbank Namibia Limited (NEDSNANX)
 Standard Bank Namibia Limited (SBNMNANX)

Tanzania

Absa Bank Tanzania Limited (BARCTZTZ)
 Ecobank Tanzania Limited (ECOCTZTZ)
 Equity Bank Tanzania (EQBLTZTZ)
 National Bank of Commerce Limited (NBMAMWMW)
 STANBIC Bank Tanzania Limited (SBICTZTX)
 Standard Chartered Bank Tanzania Ltd (SCBLTZTX)



Participants List Per Country

South-Africa

ABSA Bank Limited (ABSAZAJJ)
Access Bank Limited
BankServ Africa (BKSZAJJ)
Citibank South Africa (CITIZAJX)
FirstRand Bank Limited (FIRNZAJJ)
HSBC Bank Plc - Johannesburg Branch (HSBCZAJJ)
Investec Bank Limited (IVESZAJJ)
Nedbank Ltd (NEDSZAJJ)
South African Reserve Bank (SARBZAJJ)
Standard Bank of South Africa Limited (SBZAZAJJ)
Standard Chartered Bank - Johannesburg Branch (SCBLZAJJ)

Zambia

Absa Bank Zambia PLC (BARCZMLX)
Access Bank (AZAMZMLU)
African Banking Corporation Zambia Limited (FMBZZMLX)
Bank of Zambia (BAZAZMLU)
Ecobank Zambia Limited (ECOCZMLU)
First National Bank Zambia Limited (FIRNZMLX)
Stanbic Bank Zambia Limited (SBICZMLX)
Standard Chartered Bank Zambia Plc (SCBLZMLX)
Zambia Industrial Commercial Bank (ZICBZMLU)
Zambia National Commercial Bank PLC (ZNCZMLU)

Zimbabwe

African Banking Corporation of Zimbabwe Limited (FMBZZWHX)
AFC Commercial Bank Limited (AGRZZWHA)
CBZ Bank Limited (COBZZWHA)
Central Africa Building Society (CABSZWHA)
Ecobank Zimbabwe Limited (ECOCZWHX)
FBC Bank Limited (FBCPZWHA)
FirstCapital Bank (BARCZWHX)
METBANK Limited Zimbabwe (MBOZZWHA)
NMB Bank Limited (NMBLZWHX)
Nedbank Zimbabwe Limited (MBCAZWHX)
Peoples Own Savings Bank (PWSBZWHX)
STANBIC Bank (SBICZWHX)
Steward Bank Limited (STBLZWHX)
ZB Bank (ZBCOZWHX)

