

# Settlement Statistics and Indicators



**RTGS** Integrated Regional  
Electronic Settlement System

February 2023



# SADC-RTGS Main Indicators

**In February 2023**

SADC-RTGS processed 36,124 transactions to the value of ZAR 159.4 Billion

Average number of transactions processed per day were 1,806 representing the average value of ZAR 7.97 Billion

Total number of transactions settled to date is 2,879,019 representing the Transaction Amount of ZAR 11.18 Trillion\*

**\*(USD 658.08 Billion/EUR 617.28 Billion)**

Peak monthly volume of 39,811 transactions was in Aug 2022 and peak value of ZAR 160.93 Billion was in Nov 2022

**Total Volume settled on the TCIB payment scheme was 5 transactions to the value of ZAR 95**

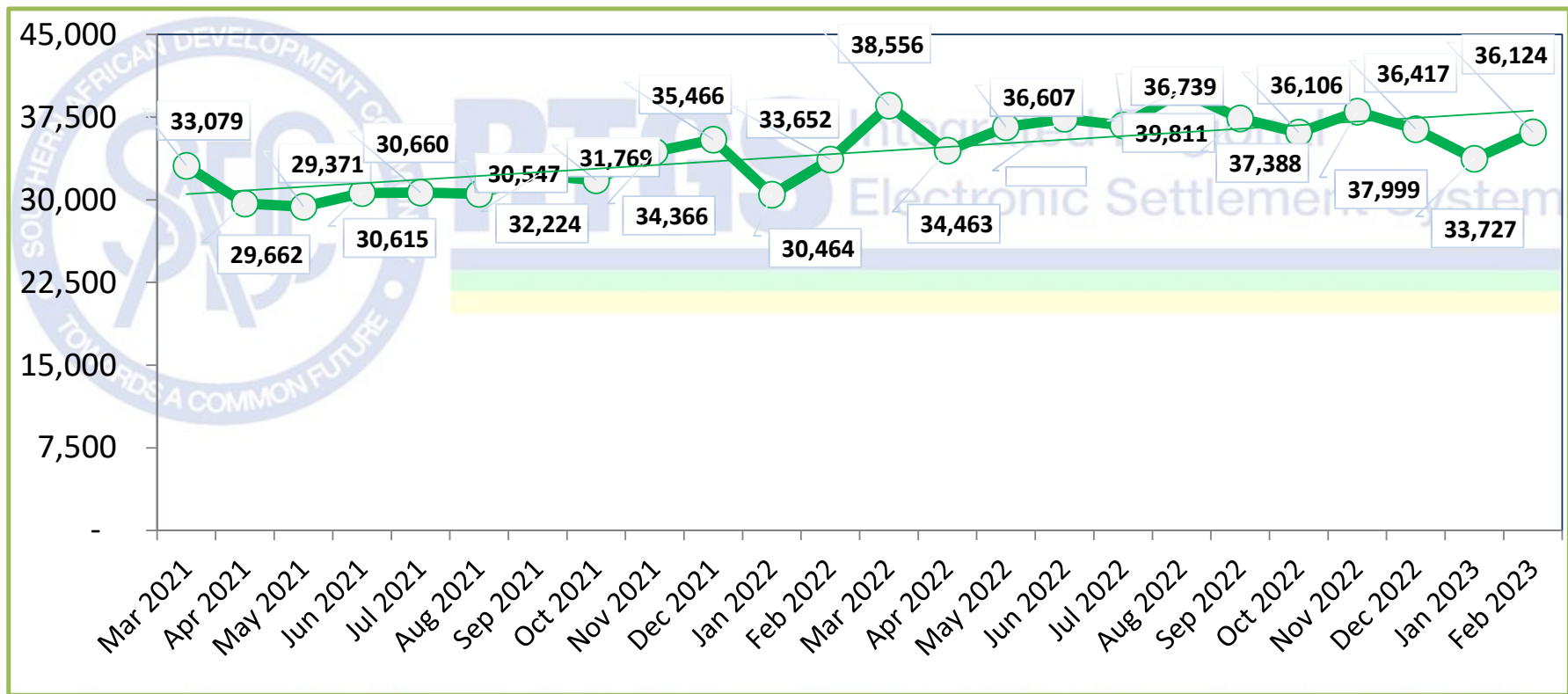
Total Number of participating countries: 15

Total Number of participating Banks (including central banks): 90

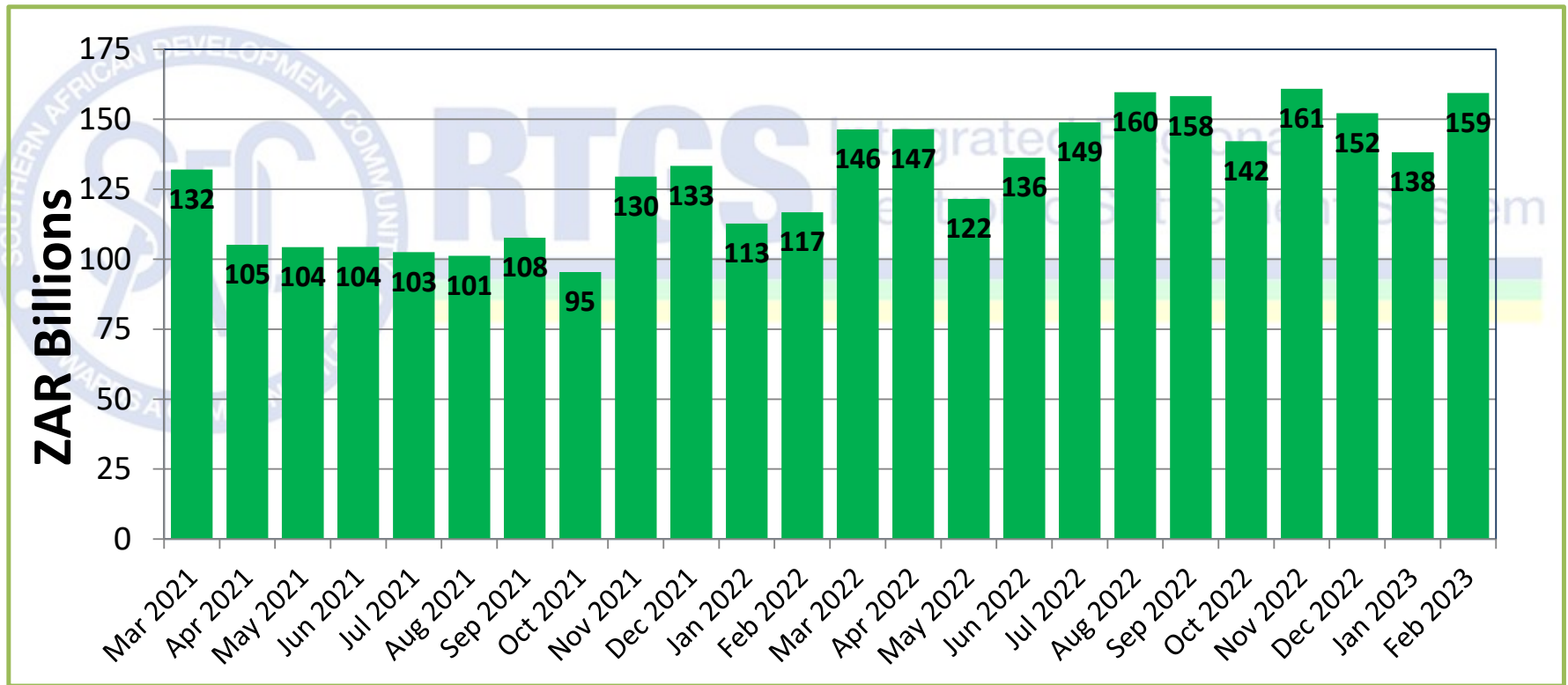
USD/ZAR 1:16.9831 and EUR/ZAR 1:18.1057 exchange rate as at end of February 2023 (Rates as published on South African Reserve Bank Website)



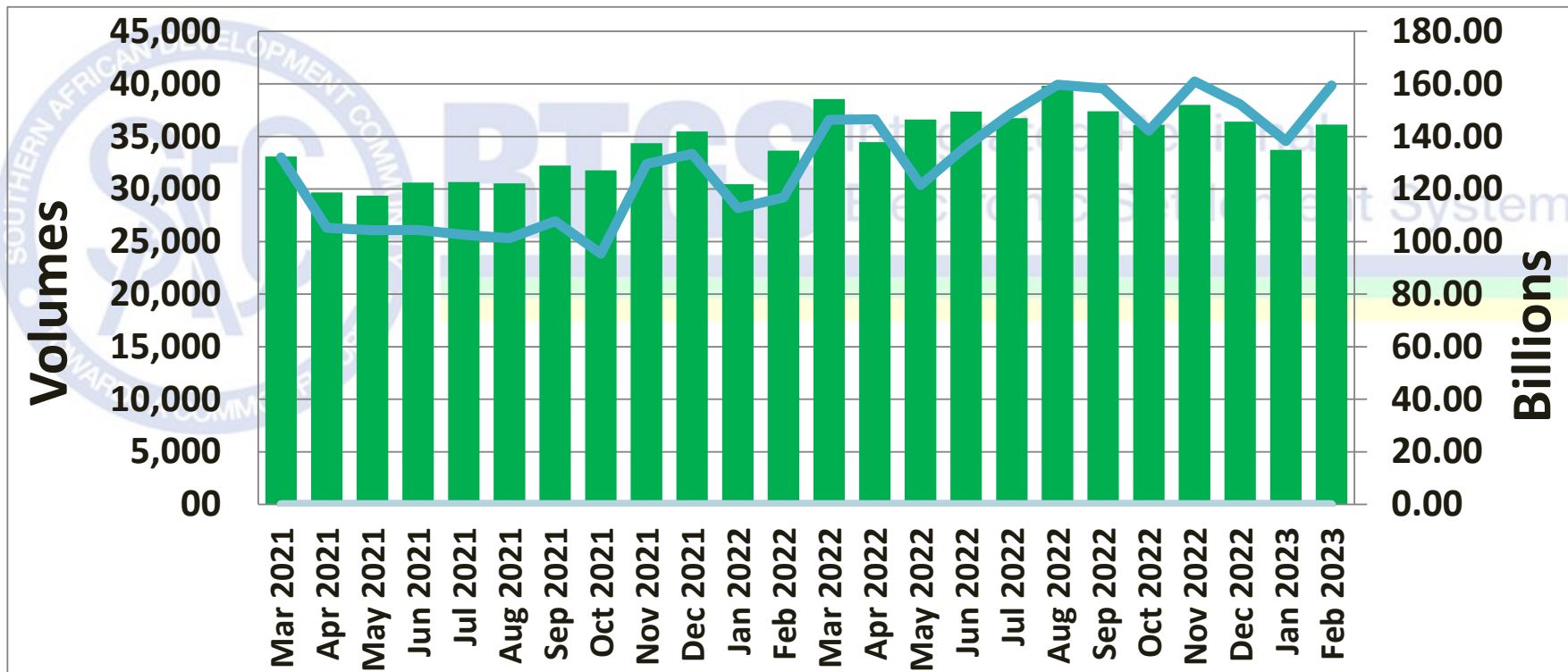
# Total number of transactions settled



# Total Value of transactions settled



# Volume vs Value of transactions settled



# Payments Summary: Last six months

Month	Number of Cycle days	Payments			
		Number of settled transactions	Value of settled transactions (ZAR billions)	Average number of settled transactions per day	Average value of settled transactions (ZAR billions)
Sep 2022	22	37,387	158.24	1,699	7.19
Oct 2022	21	36,106	142.19	1,719	6.77
Nov 2022	22	37,999	160.93	1,727	7.31
Dec 2022	19	36,416	152.19	1,917	8.01
Jan 2023	21	33,727	138.27	1,606	6.58
Feb 2023	20	36,124	159.40	1,806	7.97



# Overnight balances in SADC-RTGS: Last six months (daily averages)

Month	Number of Banks	Central Banks		Totals	
		Balances held by SARB (ZAR millions)	Balances held by Central Banks, excluding SARB (ZAR millions)	Balances held by commercial banks (ZAR millions)	Balances kept overnight in SADC-RTGS, excluding SARB (ZAR millions)
Sep 2022	79	0.06	53.31	2356.82	2410.13
Oct 2022	78	0.05	110.98	2372.63	2483.61
Nov 2022	78	0.03	319.79	2024.80	2344.59
Dec 2022	79	0.06	99.97	1890.03	1990.00
Jan 2023	81	38.61	36.54	1977.75	2014.29
Feb 2023	80	16.71	35.05	2,004.45	2,039.51



# Transactions Summary: Per country

Country	Number of participating banks, including Central Banks	Total number of settled transactions	Total value of settled transactions (ZAR mil)
Total for Angola	6	25	0.00210
Total for Botswana	4	4,737	3,434.65
Total for DRC	3	1	0.00
Total for Eswatini	5	4,610	14,920.41
Total for Lesotho	5	4,932	11,164.13
Total for Madagascar	1	-	-
Total for Malawi	9	1,193	296.25
Total for Mauritius	3	134	1,471.22
Total for Mozambique	7	381	290.62
Total for Namibia	5	2,736	51,197.32
Total for Seychelles	1	49	1.76
Total for South Africa	11	15,975	62,528.43
Total for Tanzania	6	171	47.27
Total for Zambia	10	3,154	660.86
Total for Zimbabwe	15	458	325.62
<b>Total for SADC RTGS</b>	<b>91</b>	<b>38,556</b>	<b>146,338.53</b>





## Value/Volume by transaction value range

Transaction Value range	Number of Instructions	Value of Instructions
0 - 5000	11041	17,683,844.59
50001 - 500000	8122	1,382,231,914.49
15000 - 50000	6177	180,484,924.56
5001 - 15000	5362	49,519,599.60
500001 - 50000000	4925	30,286,010,825.54
50000001 - 150000000	276	24,596,791,673.83
150000000 +	226	102,882,756,380.89



# Participants List Per Country

## Angola

Banco Angolano de Investimentos SA (BAIPAOLU)  
 Banco BIC,SA (BCCBAOLU)  
 Banco De Negocios Internacional Angola(BNICAOLU)  
 Banco Yetu (YETUAOLU)  
 CREDISUL Banco de Credito do Sul (CDTSAOLU)

## Botswana

Access Bank Botswana (FMBZBWGA)  
 First Capital Bank Botswana (FRCGBWGA)  
 First National Bank of Botswana PTY Ltd (FIRNBWGX)  
 Stanbic Bank Botswana Limited (SBICBWGX)

## Eswatini

Central Bank of Eswatini (SWAZSZMB)  
 Eswatini Development and Savings Bank (SDSBSZMB)  
 First National Bank Of Swaziland (FIRNSZMX)  
 Nedbank Swaziland Limited (NESWSZMX)  
 Standard Bank Swaziland LTD (SBICSZMX)

## Democratic Republic of Congo

Banque Centrale du Congo (BCCGCDKS)  
 Raw Bank Limited (RAWBCDKI)  
 Equity Banque Commerciale Du Congo (BCDCCDKI)

## Malawi

CDH Investment Bank Limited (CDHIMWMW)  
 Ecobank Malawi Limited (ECOCMWMW)  
 FDH Financial Holdings (FDHFMWMW)  
 First Capital Bank Limited (FRCGMWMW)  
 MyBucks Banking Corporation (MBBCMWMW)  
 NBS Bank Limited (NBSTMWMW)  
 National Bank of Malawi (NBMAMWMW)

Reserve Bank of Malawi (RBMAMWMW)

Standard Bank Limited (SBICMWMX)

## Mauritius

Absa Bank Mauritius Limited (BARCUMUMU)  
 Standard Bank Mauritius Limited (SBICMUMU)  
 The Mauritius Commercial Bank Limited (MCBLMUMU)

## Lesotho

Central Bank of Lesotho (CBLELSMX)  
 First National Bank of Lesotho Limited (FIRNLSMX)  
 Lesotho Post Bank (LESHLSMM)  
 Nedbank Lesotho Limited (NEDLLSMX)  
 Standard Lesotho Bank (SBICLSMX)

## Madagascar

Banky-Foiben'i Madagasikara (REPUMGMG)

## Mozambique

Absa Bank Mozambique (ABMZMZMA)  
 Access Bank Mozambique (ABNGMZMA)  
 Banco\_MAIS Mocambicano (MAISMZMA)  
 FNB MOCAMBIQUE SA (FIRNMZMX)  
 NedBank Limited (UNICMZMX)  
 MOZABANCO (MOZAMZMA)  
 Standard Bank Mozambique SA (SBICMZMX)

## Namibia

Bank Windhoek Limited (BWLINANX)  
 Bank of Namibia (CBKNNANX)  
 First National Bank of Namibia Ltd (FIRNNANX)  
 Nedbank Namibia Limited (NEDSNANX)  
 Standard Bank Namibia Limited (SBNMNANX)

## Tanzania

Absa Bank Tanzania Limited (BARCTZTZ)  
 Ecobank Tanzania Limited (ECOCTZTZ)  
 Equity Bank Tanzania (EQBLTZTZ)  
 National Bank of Commerce Limited (NBMAMWMW)  
 STANBIC Bank Tanzania Limited (SBICTZTX)  
 Standard Chartered Bank Tanzania Ltd (SCBLTZTX)



# Participants List Per Country

## South-Africa

ABSA Bank Limited (ABSAZAJJ)  
Access Bank Limited (BATHZAJJ)  
BankServ Africa (BKSZVAJS)  
Bidvest Bank Limited (BIDBZAJJ)  
Citibank South Africa (CITIZAJX)  
FirstRand Bank Limited (FIRNZAJJ)  
HSBC Bank Plc - Johannesburg Branch(HSBCZAJJ)  
Investec Bank Limited (IVESZAJJ)  
Nedbank Ltd(NEDSZAJJ)  
South African Reserve Bank (SARBZAJJ)  
Standard Bank of South Africa Limited (SBZAZAJJ)  
Standard Chartered Bank - Johannesburg Branch (SCBLZAJJ)

## Zambia

Absa Bank Zambia PLC (BARCZMLX)  
Access Bank (AZAMZMLU)  
Bank of Zambia (BAZAZMLU)  
Ecobank Zambia Limited (ECOCZMLU)  
Finance Bank Zambia Limited(ZFBAZMLU)  
First National Bank Zambia Limited (FIRNZMLX)  
Stanbic Bank Zambia Limited (SBICZMLX)  
Standard Chartered Bank Zambia Plc (SCBLZMLX)  
Zambia Industrial Commercial Bank (ZICBZMLU)  
Zambia National Commercial Bank PLC (ZNCOZMLU)

## Zimbabwe

African Banking Corporation of Zimbabwe Limited (FMBZZWHX)  
Agricultural Bank of Zimbabwe Limited (AGRZZWHA )  
CBZ Bank Limited (COBZZWHA)  
Central Africa Building Society (CABSZWHA)  
Ecobank Zimbabwe Limited (ECOCZWHX)  
FBC Bank Limited (FBCPZWHA)  
FirstCapital Bank (BARCZWHX)  
METBANK Limited Zimbabwe (MBOZZWHA)  
NMB Bank Limited (NMBLZWHX)  
Nedbank Zimbabwe Limited (MBCAZWHX)  
Peoples Own Savings Bank (PWSBZWHX)  
STANBIC Bank (SBICZWHX)  
Standard Chartered Bank Zimbabwe Ltd (SCBLZWHX)  
Steward Bank Limited (STBLZWHX)  
ZB Bank (ZBCOZWHX)

## Seychelles

Central Bank of Seychelles (SSCBSCSC)

