

Settlement Statistics and Indicators



RTGS Integrated Regional
Electronic Settlement System

April 2023



SADC-RTGS Main Indicators

In April 2023

SADC-RTGS processed 33,990 transactions to the value of ZAR 181.8 Billion

Average number of transactions processed per day were 1,999 representing the average value of ZAR 10.69 Billion

Total number of transactions settled to date is 2,946,685 representing the Transaction Amount of ZAR 11.51 Trillion*

***(USD 677.85 Billion/EUR 635.83 Billion)**

Peak monthly volume of 41,691 transactions was in Mar 2023 and peak value of ZAR 199.43 Billion was in Mar 2023

Total Volume settled on the TCIB payment scheme was 15 transactions to the value of ZAR 300

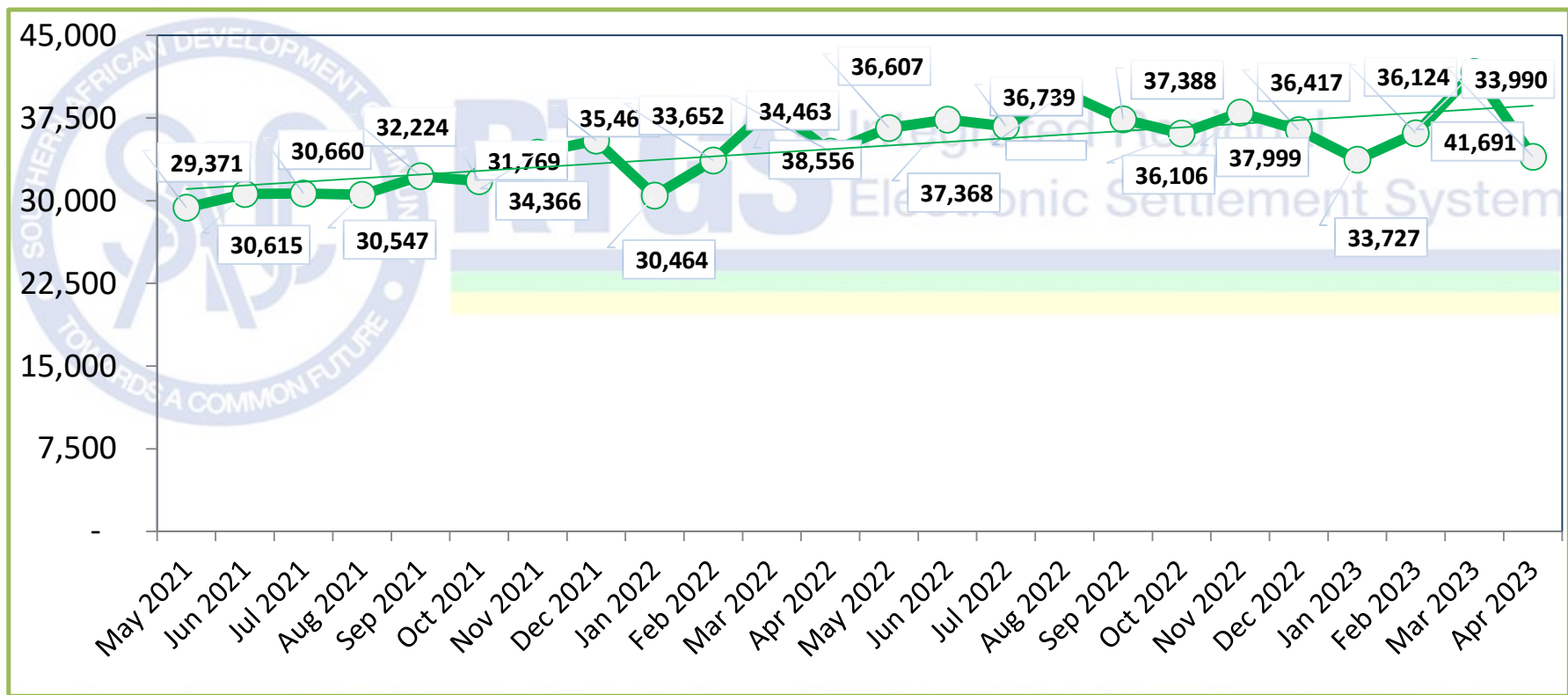
Total Number of participating countries: 15

Total Number of participating Banks (including central banks): 89

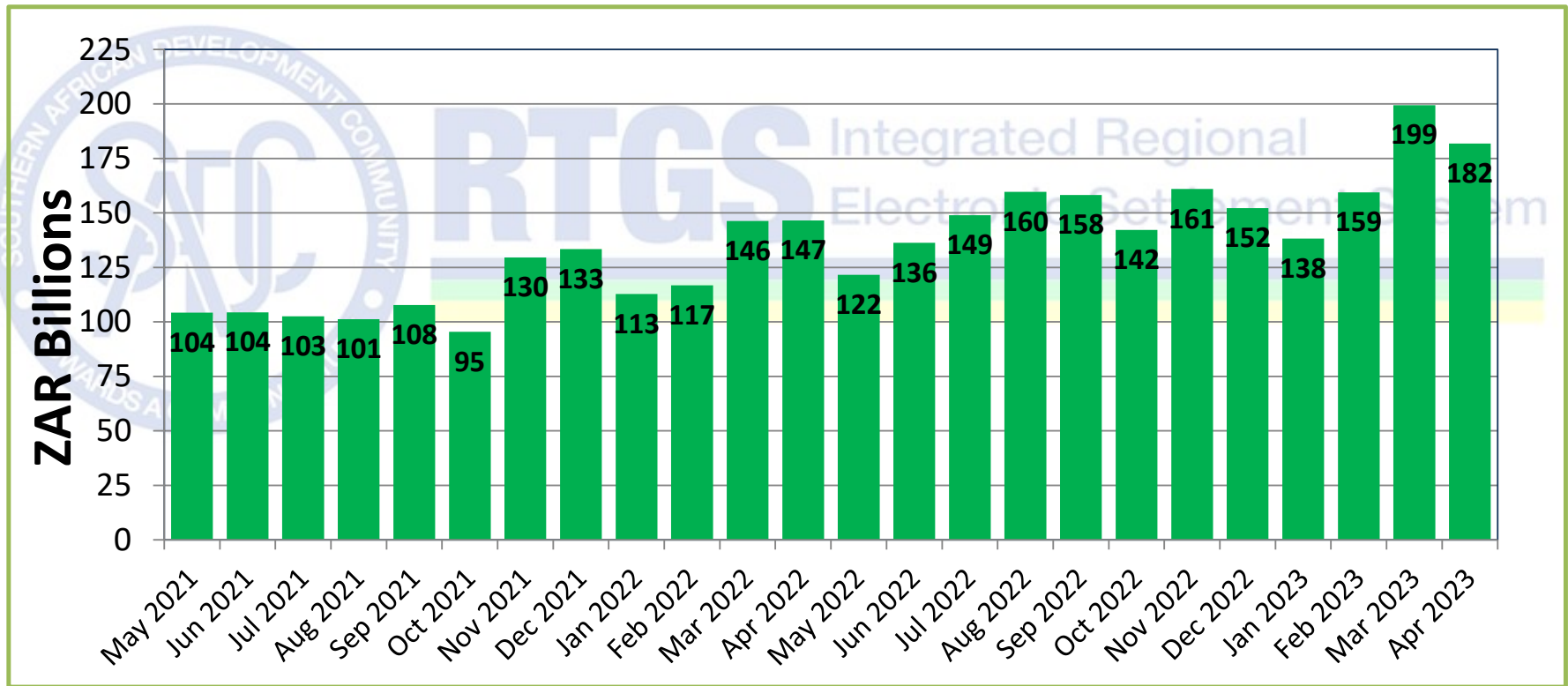
USD/ZAR 1:16.9831 and EUR/ZAR 1:18.1057 exchange rate as at end of April 2023 (Rates as published on South African Reserve Bank Website)



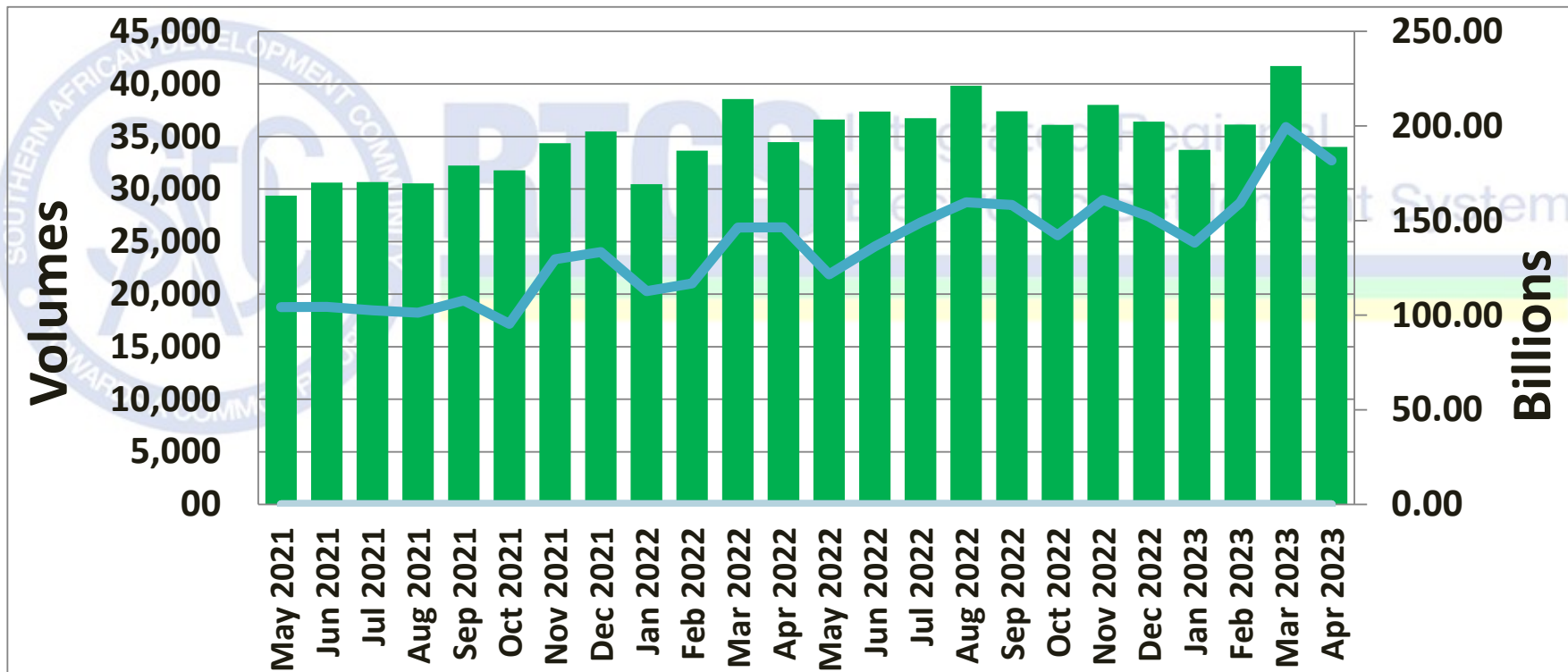
Total number of transactions settled



Total Value of transactions settled



Volume vs Value of transactions settled



Payments Summary: Last six months

Month	Number of Cycle days	Payments			
		Number of settled transactions	Value of settled transactions (ZAR billions)	Average number of settled transactions per day	Average value of settled transactions (ZAR billions)
Nov 2022	22	37,999	160.93	1,727	7.31
Dec 2022	19	36,416	152.19	1,917	8.01
Jan 2023	21	33,727	138.27	1,606	6.58
Feb 2023	20	36,124	159.40	1,806	7.97
Mar 2023	22	41,690	199.43	1,895	9.07
Apr 2023	17	33,990	181.80	1,999	10.69



Overnight balances in SADC-RTGS: Last six months (daily averages)

Month	Number of Banks	Central Banks		Totals	
		Balances held by SARB (ZAR millions)	Balances held by Central Banks, excluding SARB (ZAR millions)	Balances held by commercial banks (ZAR millions)	Balances kept overnight in SADC-RTGS, excluding SARB (ZAR millions)
Nov 2022	78	0.03	319.79	2024.80	2344.59
Dec 2022	79	0.06	99.97	1890.03	1990.00
Jan 2023	81	38.61	36.54	1977.75	2014.29
Feb 2023	80	16.71	35.05	2004.45	2039.51
Mar 2023	79	0.26	56.81	2020.19	2077.00
Apr 2023	79	0.23	128.39	2,034.17	2,162.57



Transactions Summary: Per country

Country	Number of participating banks, including Central Banks	Total number of settled transactions	Total value of settled transactions (ZAR mil)
Total for Angola	6	28	22.03451
Total for Botswana	4	3,763	4,162.56
Total for DRC	2	1	0.00
Total for Eswatini	5	4,240	9,991.85
Total for Lesotho	5	4,017	19,033.74
Total for Madagascar	1	-	-
Total for Malawi	9	1,125	240.03
Total for Mauritius	3	109	2,948.47
Total for Mozambique	7	368	241.22
Total for Namibia	5	2,480	66,208.83
Total for Seychelles	1	49	2.21
Total for South Africa	10	13,898	77,620.64
Total for Tanzania	6	119	79.58
Total for Zambia	10	3,477	836.73
Total for Zimbabwe	15	316	408.48
Total for SADC RTGS	89	33,990	181,796.37



Value/Volume by transaction value range

Transaction Value range	Number of Instructions	Value of Instructions
0 - 5000	10246	16,087,657.71
50001 - 500000	7943	1,347,113,449.51
15000 - 50000	5710	167,705,550.59
5001 - 15000	4970	45,903,838.51
500001 - 50000000	4602	28,200,133,450.58
50000001 - 150000000	283	25,126,160,494.37
150000000 +	251	126,893,263,890.23



Participants List Per Country

Angola

Banco Angolano de Investimentos SA (BAIPAOLU)
Banco BIC,SA (BCCBAOLU)
Banco De Negocios Internacional Angola(BNICAOLU)
Banco Prestigio SA (PRTSAOLU)
Banco Yetu (YETUAOLU)
CREDISUL Banco de Credito do Sul (CDTSAOLU)

Botswana

Access Bank Botswana (FMBZBWGA)
First Capital Bank Botswana (FRCGBWGA)
First National Bank of Botswana PTY Ltd (FIRNBWGX)
Stanbic Bank Botswana Limited (SBICBWGX)

Eswatini

Central Bank of Eswatini (SWAZSZMB)
Eswatini Development and Savings Bank (SDSBSZMB)
First National Bank Of Swaziland (FIRNSZMX)
Nedbank Swaziland Limited (NESWSZMX)
Standard Bank Swaziland LTD (SBICSZMX)

Democratic Republic of Congo

Banque Centrale du Congo (BCCGCDKS)
Raw Bank Limited (RAWBCDKI)

Malawi

CDH Investment Bank Limited (CDHIMWMW)
Ecobank Malawi Limited (ECOCMWMW)
FDH Financial Holdings (FDHFMWMW)
First Capital Bank Limited (FRCGMWMW)
MyBucks Banking Corporation (MBBCMWMW)
NBS Bank Limited (NBSTMWMW)
National Bank of Malawi (NBMAMWMW)

Reserve Bank of Malawi (RBMAMWMW)

Standard Bank Limited (SBICMWMX)

Mauritius

Absa Bank Mauritius Limited (BARCUMUMU)
Standard Bank Mauritius Limited (SBICMUMU)
The Mauritius Commercial Bank Limited (MCBLMUMU)

Lesotho

Central Bank of Lesotho (CBLELSMX)
First National Bank of Lesotho Limited (FIRNLSMX)
Lesotho Post Bank (LESHLSMM)
Nedbank Lesotho Limited (NEDLLSMX)
Standard Lesotho Bank (SBICLSMX)

Madagascar

Banky-Foiben'i Madagasikara (REPUMGMG)

Mozambique

Absa Bank Mozambique (ABMZMZMA)
Access Bank Mozambique (ABNGMZMA)
Banco_MAIS Mocambicano (MAISMZMA)
FNB MOCAMBIQUE SA (FIRNMZMX)
NedBank Limited (UNICMZMX)
MOZABANCO (MOZAMZMA)
Standard Bank Mozambique SA (SBICMZMX)

Namibia

Bank Windhoek Limited (BWLINANX)
Bank of Namibia (CBKNNANX)
First National Bank of Namibia Ltd (FIRNNANX)
Nedbank Namibia Limited (NEDSNANX)
Standard Bank Namibia Limited (SBNMNANX)

Tanzania

Absa Bank Tanzania Limited (BARCTZTZ)
Ecobank Tanzania Limited (ECOCTZTZ)
Equity Bank Tanzania (EQBLTZTZ)
National Bank of Commerce Limited (NBMAMWMW)
STANBIC Bank Tanzania Limited (SBICTZTX)
Standard Chartered Bank Tanzania Ltd (SCBLTZTX)



Participants List Per Country

South-Africa

ABSA Bank Limited (ABSAZAJJ)
BankServ Africa (BKSVZAJJ)
Bidvest Bank Limited (BIDBZAJJ)
Citibank South Africa (CITIZAJJ)
FirstRand Bank Limited (FIRNZAJJ)
HSBC Bank Plc - Johannesburg Branch (HSBCZAJJ)
Investec Bank Limited (IVESZAJJ)
Nedbank Ltd (NEDSZAJJ)
South African Reserve Bank (SARBZAJJ)
Standard Bank of South Africa Limited (SBZAJJ)
Standard Chartered Bank - Johannesburg Branch (SCBLZAJJ)

Zambia

Absa Bank Zambia PLC (BARCZMLX)
Access Bank (AZAMZMLU)
Bank of Zambia (BAZAZMLU)
Ecobank Zambia Limited (ECOCZMLU)
Finance Bank Zambia Limited (ZFBAZMLU)
First National Bank Zambia Limited (FIRNZMLX)
Stanbic Bank Zambia Limited (SBICZMLX)
Standard Chartered Bank Zambia Plc (SCBLZMLX)
Zambia Industrial Commercial Bank (ZICBZMLU)
Zambia National Commercial Bank PLC (ZNCZMLU)

Zimbabwe

African Banking Corporation of Zimbabwe Limited (FMBZZWHX)
Agricultural Bank of Zimbabwe Limited (AGRZZWHA)
CBZ Bank Limited (COBZZWHA)
Central Africa Building Society (CABSZWHA)
Ecobank Zimbabwe Limited (ECOCZWHX)
FBC Bank Limited (FBCPZWHA)
FirstCapital Bank (BARCZWHX)
METBANK Limited Zimbabwe (MBOZZWHA)
NMB Bank Limited (NMBLZWHX)
Nedbank Zimbabwe Limited (MBCAZWHX)
Peoples Own Savings Bank (PWSBZWHX)
STANBIC Bank (SBICZWHX)
Standard Chartered Bank Zimbabwe Ltd (SCBLZWHX)
Steward Bank Limited (STBLZWHX)
ZB Bank (ZBCOZWHX)

Seychelles

Central Bank of Seychelles (SSCBSCSC)

