

# Quarterly economic review

## Main developments

After losing some momentum during the first quarter of 1967, the upswing in total spending and general economic activity in the South African economy continued at a fairly rapid rate during the second quarter and, as far as can be judged from the available statistics, also during July and August. There was no evidence during this five month period of any general recessionary tendency. On the contrary, if anything, the upswing tended to regain some of the momentum it had lost earlier in the year. The result was that, while activity tended to slow down in certain sectors of the economy, the pressure exerted by aggregate demand upon labour, capital and other scarce resources in general remained excessive and moderate inflation persisted.

The deficit in the current account of the balance of payments remained large during the second quarter and, despite a fairly sharp increase in exports after the middle of the year, decreased only moderately during July and August. Owing to a substantial increase in the net inflow of private capital, however, the downward movement in the total gold and foreign exchange reserves was halted during May and transformed into a moderate increase during June and July, followed by a slight decrease in August.

The demand for loanable funds of virtually all kinds remained exceptionally strong and, although special factors led to a temporary decline in the Treasury bill rate in August, conditions in the financial markets in general tightened further. Total money and near-money, which had shown a seasonal decline during the first quarter of 1967, increased strongly during the second quarter before declining again during July. Following its sharp seasonal decline during the first quarter, net credit extended by the banking sector to the government sector showed a substantial rise during the second quarter, but then declined again during July to a figure below that registered at the end of 1966. Total bank credit to the private sector, however, again increased substantially during the second quarter and, owing to a sharp rise in Land Bank advances, continued to rise during July. During August the Reserve Bank's restrictive credit policy resulted in a marked decrease in the commercial banks' discounts and advances to the private sector, excluding the Land Bank, but the effect of this on money and near-money was more or less offset by a further increase in Land Bank advances to finance the record maize crop.

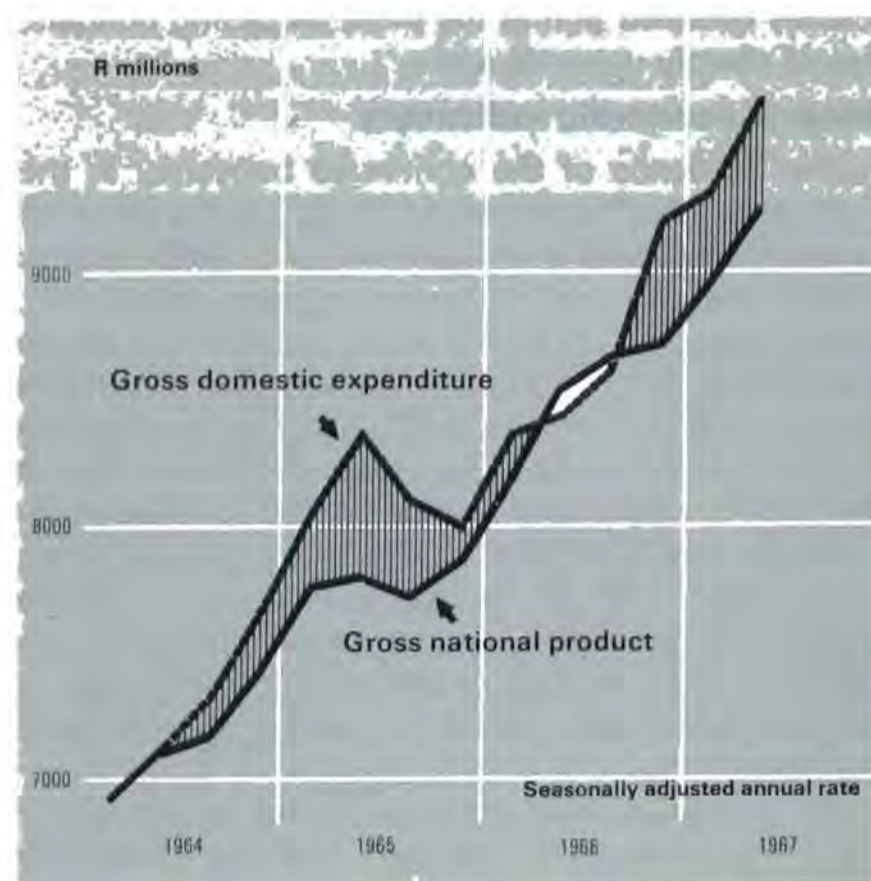
## National accounts<sup>1</sup>

### Gross domestic product

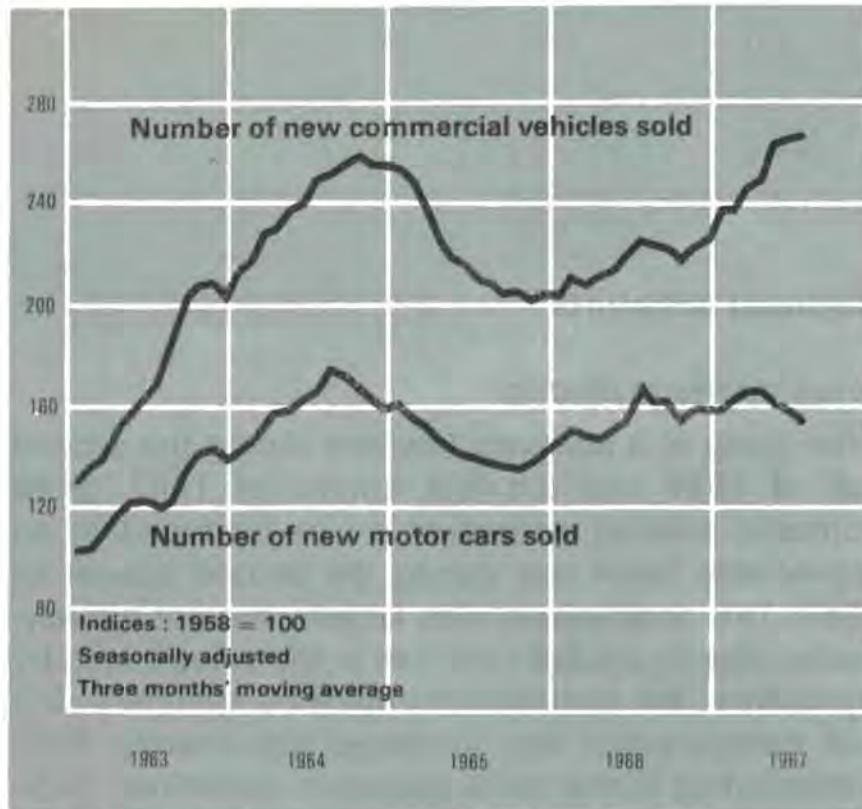
After rising at a relatively low rate during the second half of 1966 and the first quarter of 1967, gross domestic product at current prices increased at an appreciably faster rate during the second quarter of 1967. This acceleration was largely, but not entirely, attributable to a substantial rise in the value added by agriculture; the contributions made by manufacturing and transportation also increased significantly. Notwithstanding further price increases, preliminary indications are that *real* gross domestic product also increased at a very high rate during the second quarter.

### Gross domestic expenditure

Gross domestic expenditure similarly increased at a faster tempo during the second quarter of 1967 than during the first quarter and exceeded gross national product by a somewhat larger amount, so that the deficit in the balance of payments on current account widened slightly.



<sup>1</sup> The analysis in this section of the Review is largely based on the Reserve Bank's quarterly estimates of the national accounts, *after adjustment for seasonal tendencies*. Since these figures are not yet judged reliable enough for publication, the analysis of quarterly developments is confined to pointing out broad tendencies.



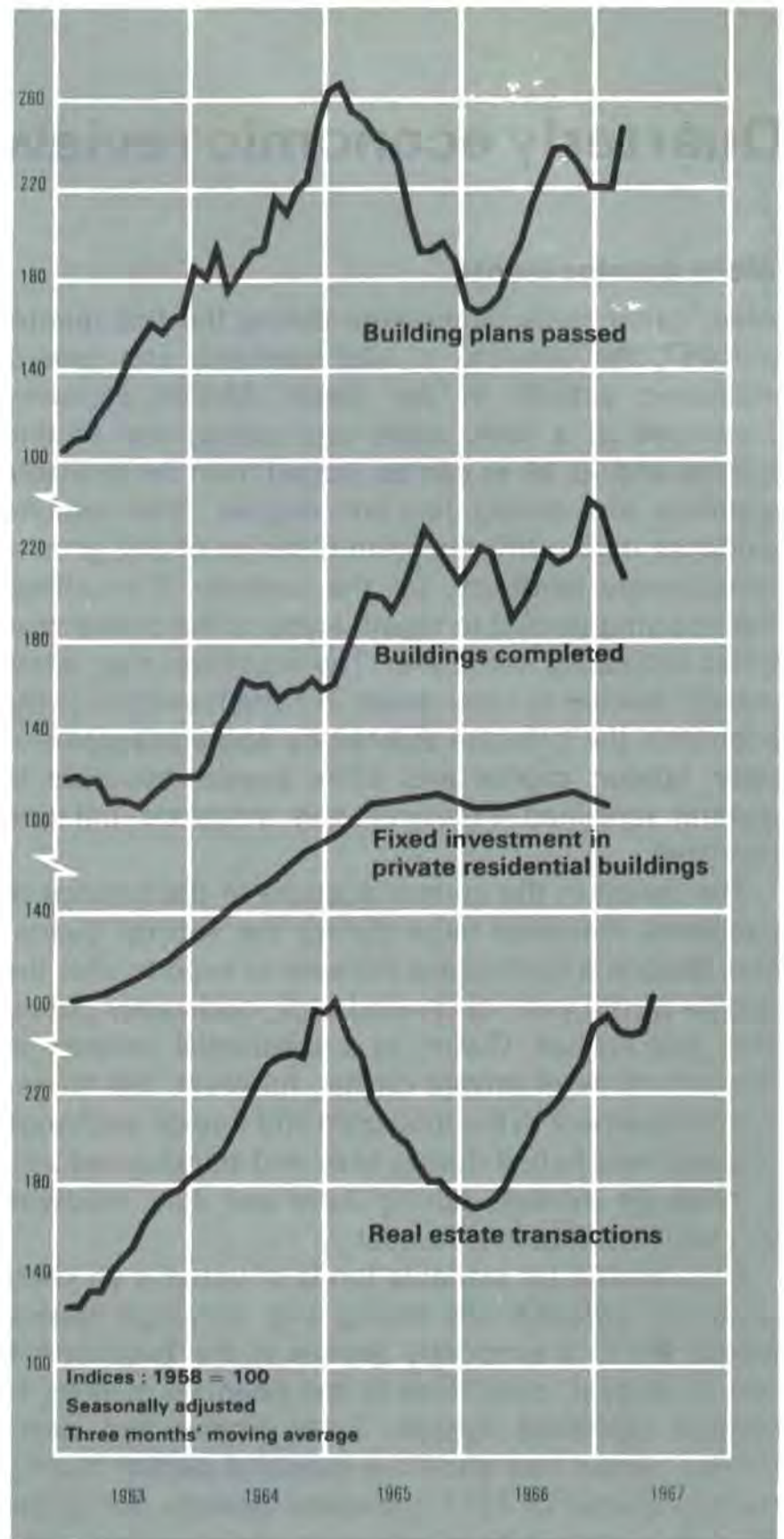
After declining sharply during the first quarter of 1967, private fixed investment moved horizontally during the second quarter. Fixed capital outlays by public corporations likewise showed little further change, while public authorities managed to reduce their fixed investment somewhat. Inventory investment, on the other hand, increased further, mainly owing to a considerable increase in commercial and agricultural stocks.

Private consumption expenditure showed a substantial further rise during the second quarter, while current expenditure by public authorities, which had actually declined during the three preceding quarters, moved sharply upwards again.

### General economic indicators

Further evidence of the continued buoyancy in the economy during the period April to August is provided by the behaviour of such economic indicators as bank debits, the volume of manufacturing production, railway earnings, building plans passed, real estate transactions and the number of new motor cars and new commercial vehicles sold, although the available statistics do not in all cases cover the full five month period. It is particularly significant that the seasonally adjusted index of the volume of manufacturing production, which has tended to level off during the first quarter of 1967, increased sharply from 188.2 in March to 204.1 in May, mainly owing to increases in the categories basic metals and textiles, clothing and footwear.

The continuation of tight conditions in the labour market is reflected in the fact that the seasonally adjusted index for registered unemployed Whites, Coloureds and Asiatics (1958=100) remained at an exceptionally low level throughout the period under review and amounted to only 70.6 in July, compared with 71.6 in December, 1966.



### Prices

After rising by 3.8 per cent between December, 1965 and December, 1966, the seasonally adjusted consumer price index increased further at an annual rate of 3.0 per cent between December, 1966 and July, 1967. While food prices increased at an annual rate of 4.7 per cent during the latter period, compared with 4.4 per cent during 1966, the annual rate of increase of other prices declined from 3.5 per cent during 1966 to 2.3 per cent during the first seven months of 1967. The annual rate of increase of the seasonally adjusted index of wholesale prices likewise slowed down from 4.5 per cent during 1966 to 2.7 per cent between December, 1966 and July, 1967.

## Balance of payments

### Deficit on current account

As set out in more detail in the Reserve Bank's *Annual Economic Report*, imports and exports showed little change during the second quarter of 1967 compared with the first quarter, and the current account of the balance of payments accordingly continued to show a substantial deficit. During the second quarter this deficit amounted to R96 million, which was equivalent to a seasonally adjusted annual rate of R360 million.

During July and August, however, the current deficit declined somewhat as exports increased noticeably while imports, notwithstanding the further relaxation of import control in May, continued to fluctuate around a more or less horizontal level.

### Large net inflow of capital

The net inflow of private capital, which had declined to R18 million in the first quarter of 1967, increased to R89 million during the second quarter. Of this total, R43 million consisted of long-term funds, mainly in

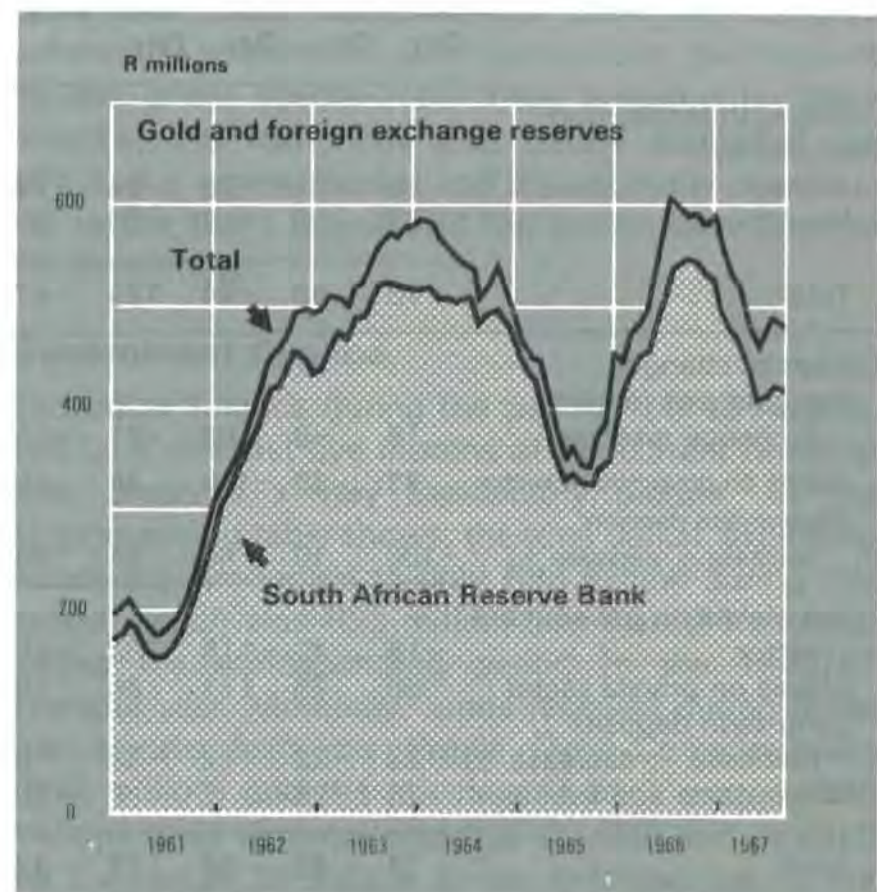
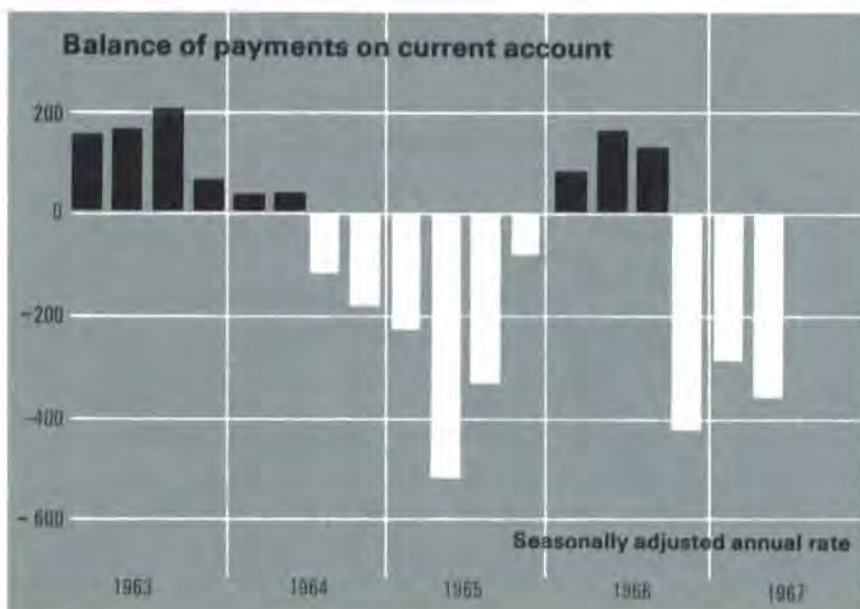
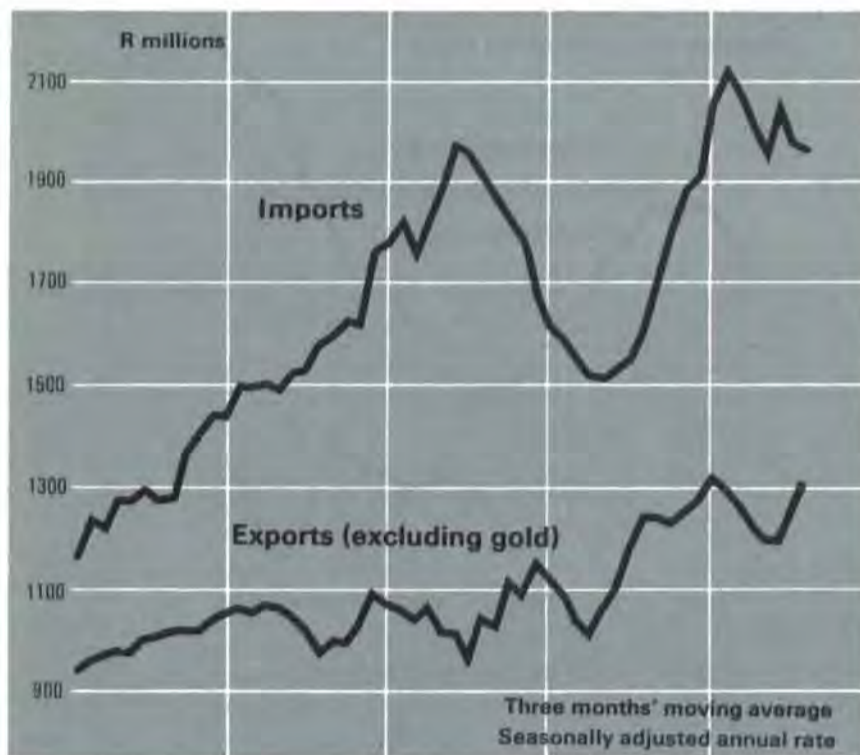
the form of portfolio capital investments, i.e. loans granted to and security investments in South African resident organisations. The remaining R46 million represented short-term funds, including trade credits as well as errors and unrecorded transactions in the balance of payments estimates.

Central government and banking sector capital, on the other hand, showed a further net outflow of about R36 million during this period. This included net repayments on foreign loans by the Government of about R20 million.

Preliminary indications are that the net inflow of capital during July and August was again substantial.

### Gold and foreign exchange reserves

The total gold and foreign exchange reserves held by the Reserve Bank, the Government and the rest of the banking sector declined by R59 million during April and May to R455 million at the end of May, before rising again by about R16 million in June and R17 million in July to about R488 million at the end of July. During August the total reserves decreased slightly to about R480 million at the end of that month.



## Monetary and banking situation

### Money and near-money

After showing a decline of R84 million during the first quarter, largely owing to seasonal factors, total money and near-money increased by R123 million during the second quarter. This was followed by a new decline of R47 million during July, so that, on balance, total money and near-money at the end of July was R8 million lower than at the end of 1966 and only R77 million (3 per cent) above the level of July, 1966.

As indicated in the accompanying table, the increase of R123 million during the second quarter occurred despite a decline of R41 million in the net gold and foreign exchange reserves and was mainly attributable to an increase of R103 million in the banking sector's net claims on the government sector during this period. This was, however, partly a seasonal development and followed a decline of R118 million during the preceding quarter, which had also been largely of a seasonal nature. In addition, the banking sector's claims on the private sector increased by a further R86 million, bringing the total increase for the first half of the year up to R198 million. The substantial further rise in these claims during the second quarter largely reflected an increase in the investments of commercial banks and the National Finance Corporation, although the bank's discounts and advances also showed a further rise during this period.

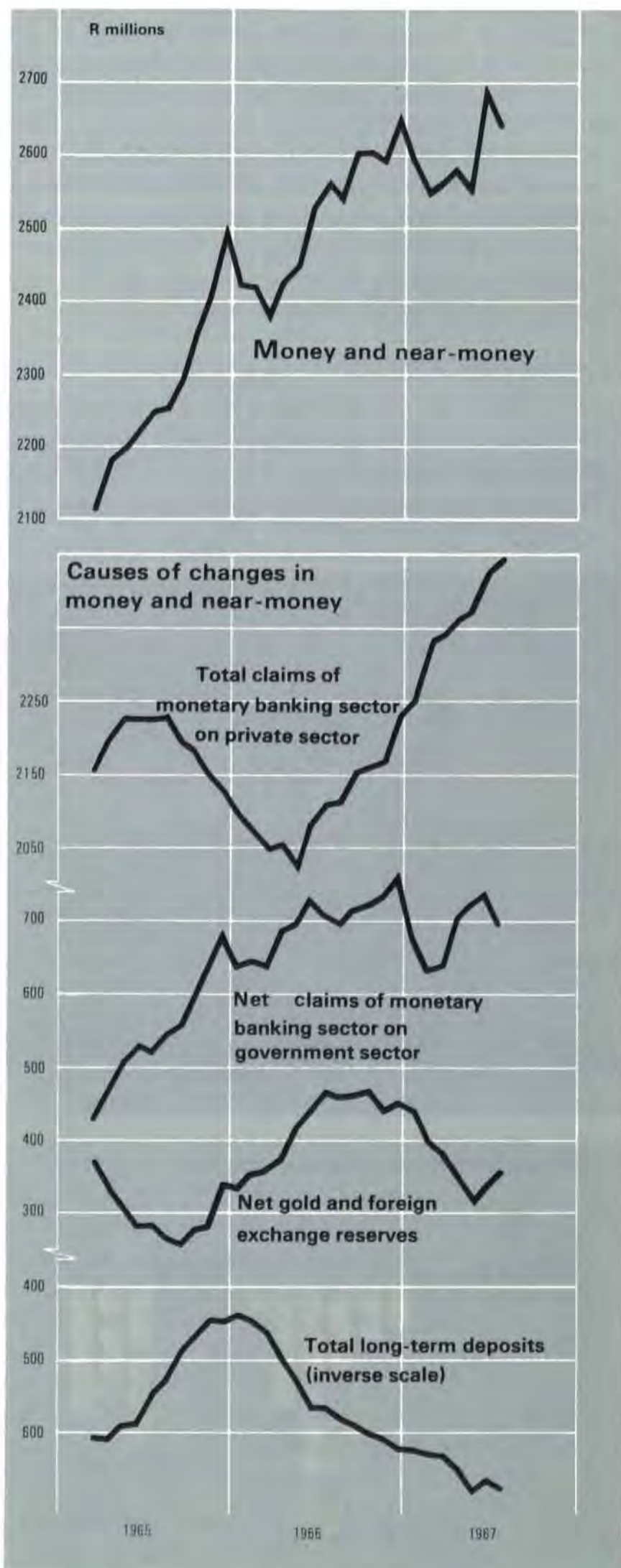
### Causes of changes in money and near-money

(Changes in consolidated assets and liabilities of the monetary banking sector)

(R millions)

|  | 1966      |           | 1967       |            |            |
|--|-----------|-----------|------------|------------|------------|
|  | 3rd Qtr.  | 4th Qtr.  | 1st Qtr.   | 2nd Qtr.   | July       |
| Changes in money and near-money:                 |           |           |            |            |            |
| Money . . . . .                                  | 6         | 42        | -75        | 94         | -74        |
| Near-money . . . . .                             | 67        | 6         | -9         | 29         | 27         |
| <b>Total . . . . .</b>                           | <b>73</b> | <b>48</b> | <b>-84</b> | <b>123</b> | <b>-47</b> |
| Causes of changes:                               |           |           |            |            |            |
| Net gold and foreign exchange reserves . . . . . | 16        | -9        | -68        | -41        | 19         |
| Claims on government sector                      | 83        | 30        | -158       | 49         | 15         |
| Government deposits (increase -, decrease +)     | -100      | 10        | 40         | 54         | -60        |
| Net claims on government sector . . . . .        | -16       | 40        | -118       | 103        | -45        |
| Claims on private sector . . . . .               | 69        | 78        | 112        | 86         | 18         |
| Long-term deposits (increase -, decrease +)      | -23       | -32       | -12        | -33        | -9         |
| Other assets and liabilities                     | 28        | -29       | 2          | 8          | -30        |
| <b>Total . . . . .</b>                           | <b>73</b> | <b>48</b> | <b>-84</b> | <b>123</b> | <b>-47</b> |

The decline of R47 million in total money and near-money during July was mainly the result of a decline of R45 million in the banking sector's net claims on



the government sector, which brought the total decline in these claims over the first seven months of 1967 up to R60 million. Notwithstanding the effects of the restrictive credit measures, claims on the private sector still increased by R18 million during July, but this was mainly attributable to an increase of R65 million in the advances of the Land Bank which, in turn, made increased use of Reserve Bank and other monetary bank credit.

### Bank credit

By the end of April, the discounts, loans and advances to the private sector (excluding the Land Bank) of commercial banks and monetary hire-purchase, general and savings banks had risen to about R138 million above the "ceiling" set for September, 1967, although this figure included various amounts which had been authorised above the ceiling, such as credit to certain public corporations and to finance special imports of strategic importance. During the subsequent four months, however, these banks reduced their discounts, loans and advances to the private sector so substantially that, according to preliminary indications, their "non-exempted" credit at the end of August appeared to be only moderately above the limit set for September.

The official credit policy was taken a step further on the 11th August when a proclamation was published in the Government Gazette conferring powers upon the Reserve Bank "to make orders and rules which, directly or indirectly, relate to matters which affect or have any bearing upon credit extension by banking institutions". In addition, provision was made for penalties in the case of non-compliance with any directive so issued. This was followed by a notice in the Government Gazette on the 25th August which not only gave legal force to the request made previously by the Reserve Bank as regards the level of the discounts, loans and advances of monetary banks to the private sector as at the 30th September, 1967, i.e. 92½ per cent of the relevant amount on the 31st March, 1965, but also extended it beyond September.

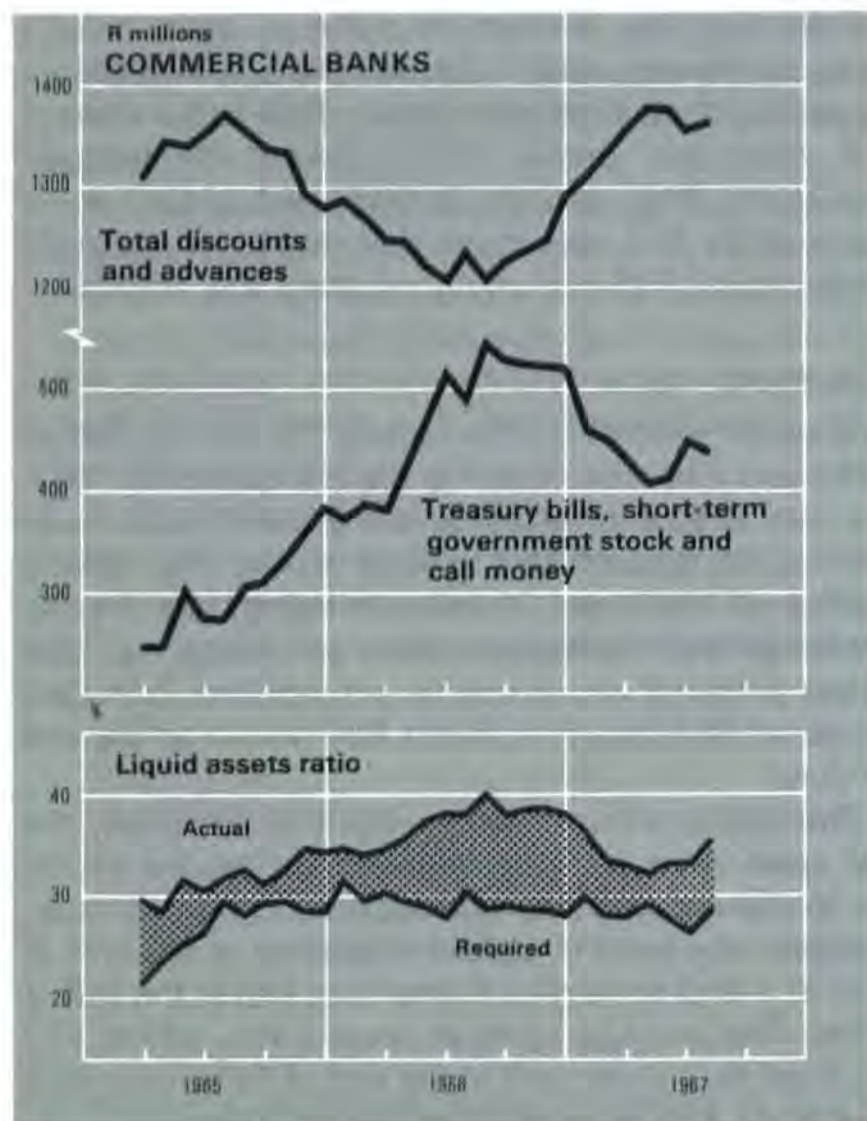
### Short-term interest rates

After fluctuating between 5 and 4¾ per cent during the second quarter and July, the Treasury bill tender rate declined from 4·97 per cent on the 28th July to 4·70 per cent on the 8th September, before increasing again to 4·78 per cent on the 22nd September.

The decline during August and the first week of September was associated mainly with the creation of exceptionally large amounts of credit by the Reserve Bank for the Land Bank in order to assist the latter in financing the huge maize crop. This naturally increased the liquidity of the monetary banks and, in particular, the amount of call money held by them with the discount houses and the National Finance Corporation. The weekly applications for Treasury bills therefore increased sharply and, although the amounts offered were raised, the tender rate on these bills declined as indicated above. Indeed, the rate would probably have decreased further if the Reserve Bank had not sold substantial amounts of Land Bank bills to the discount houses under special repurchase agreements. More recently, the authorities also issued additional tap bills to the money market and this probably contributed to the slight increase in the tender rate after the 8th September.

### Government finance

Exchequer finance during the period April to August, 1967, i.e. the first five months of the current financial year, presents a very satisfactory picture. As the accompanying table shows, the total deficit, excluding borrowing, amounted to only R38 million during this period, which was R92 million less than the shortfall during the corresponding period in the 1966/67 financial year. Moreover, funds received during these five months from the Public Debt Commissioners (R49 million) and the private non-bank sector (R45 million) more than covered this shortfall and enabled the Exchequer to reduce its net indebtedness to the



foreign sector and the monetary banking sector by R30 million and R26 million respectively. In other words, as during the preceding three quarters, the Exchequer again succeeded not only in financing its total current and capital expenditures without recourse to additional bank credit but also in exerting a mildly contractionary effect on the liquidity of the private sector.

**Exchequer finance**  
(R millions)

|  | 1967                   |            |      |         |              |
|--|------------------------|------------|------|---------|--------------|
|  | Financial year 1966/67 | April-June | July | August* | April-August |
| Total surplus or deficit, excluding borrowing . . .            | -340                   | -41        | -2   | 5       | -38          |
| Financing:   |                        |            |      |         |              |
| Change in indebtedness to:                                     |                        |            |      |         |              |
| Foreign sector . . . . .                                       | -15                    | -23        | -2   | -5      | -30          |
| Private non-bank sector . . . . .                              | 167                    | 18         | 26   | 1       | 45           |
| Public Debt Commissioners . . . . .                            | 165                    | 38         | 3    | 8       | 49           |
| Paymaster-General and social security funds . . . . .          | -1                     | 20         | -20  | —       | —            |
| Sub-total . . . . .  | 316                    | 53         | 7    | 4       | 64           |
| Monetary banking sector:                                       |                        |            |      |         |              |
| Change in holdings of government securities . . . . .          | 60                     | 25         | 20   | 33      | 78           |
| Change in Exchequer balance (increase -, decrease +) . . . . . | -36                    | -37        | -25  | -42     | -104         |
| Sub-total . . . . .  | 24                     | -12        | -5   | -9      | -26          |
| Total financing . . . . .                                      | 340                    | 41         | 2    | -5      | 38           |

\*Provisional estimates

**Capital market**

*Yields on long-term stock and debentures*

The demand for virtually all kinds of funds in the capital market remained exceptionally strong throughout the period April to July, 1967 and, although the Reserve Bank's pattern of rates for long-term government stock remained unaltered, the yields on long-term stock issued by local authorities and public corporations increased from a level of about 7.2 per cent to

7.26 per cent. This meant that the margin between these yields and that on long-term government stock had widened to  $\frac{3}{4}$  per cent. In addition, the yield on newly issued debentures of companies increased from about 8 per cent during the second quarter to  $8\frac{1}{4}$  per cent in July.

*Share prices and yields*

After rising strongly to a peak in April, the prices of financial, industrial and commercial shares tended to decline during subsequent months, although financial share prices registered small increases again during July. Gold mining share prices continued to drift downward during the period under review.

The average yield on gold mining shares increased to 10.6 per cent in July, while that on industrial and commercial shares increased from 4.4 per cent in April to 4.8 per cent in June.

*Building societies*

The building societies succeeded in expanding their outstanding mortgage and other loans by R36 million during the second quarter of 1967, compared with R20 million during the last quarter of 1966 and R25 million during the first quarter of 1967. During July a further increase of R12 million was registered. In addition, an amount of R3 million was added to their liquid assets and other prescribed investments during the four months April to July, 1967.

Following the increase in some of their deposit rates in March, 1967, the societies succeeded in increasing their fixed deposits by R49 million during the April-July period. Partly owing to seasonal influences, their savings deposits and share capital declined by R14 million, so that their total resources increased by R35 million during these four months.

*Unit trusts*

Compared with R7 million during the last quarter of 1966 and R10 million during the first quarter of 1967, the net amount invested by the general public with unit trusts totalled R12 million during the second quarter of 1967 and R3 million during July. During the latter four months the trusts' net assets, i.e. total assets at market values less current liabilities, increased by about R14 million to reach R50 million at the end of July.

The selling prices of units, reflecting principally the net asset value per unit, followed an upward course up to the end of April, but declined during the subsequent two months, before stabilising at the end of July at a level somewhat higher than that at the end of June. The average yield on trust units, which had declined to 3.4 per cent at the end of April, increased slightly to 3.5 per cent at the end of July.

# Kwartaallikse ekonomiese oorsig

## Vernaamste verwikkelinge

Nadat dit gedurende die eerste kwartaal van 1967 van sy dryfkrug verloor het, het die opswaai in totale besteding en in algemene ekonomiese aktiwiteit in die Suid-Afrikaanse volkshuishouding gedurende die tweede kwartaal en, sover as wat uit die beskikbare statistiek geoordeel kan word, ook gedurende Julie en Augustus, teen 'n redelik vinnige koers voortgeduur. Daar was geen aanduidings van enige algemene resessieneiging gedurende hierdie tydperk van vyf maande nie. Intendeel, indien enigiets, het die opswaai geneig om van die dryfkrug wat dit vroeër in die jaar verloor het terug te kry. Die gevolg was dat, alhoewel die bedrywigheid in sekere sektore van die ekonomie geneig het om te verlangsaam, die druk wat deur die totale vraag op arbeid, kapitaal en ander skaars hulpbronne uitgeoefen is, oormatig gebly en matige inflasie voortgeduur het.

Die tekort in die lopende rekening van die betalingsbalans het gedurende die tweede kwartaal groot gebly en ondanks 'n redelik skerp styging in die uitvoer ná die middel van die jaar, slegs matig gedurende Julie en Augustus afgeneem. Weens 'n aansienlike toename in die netto invloeiing van private kapitaal is die afwaartse beweging in die totale goud- en buitelandse valutareserwes egter gedurende Junie en Julie in 'n matige toename omskep, gevolg deur 'n klein afname in Augustus.

Die vraag na uitleenbare fondse van feitlik alle soorte het buitengewoon sterk gebly en, alhoewel spesiale faktore tot 'n tydelike daling in die skatkiswisselkoers in Augustus gelei het, het toestande in die finansiële markte in die algemeen verder vernou. Totale geld en kwasi-geld, wat 'n seisoensdaling gedurende die eerste kwartaal van 1967 getoon het, het gedurende die tweede kwartaal sterk gestyg voordat dit weer gedurende Julie gedaal het. Nadat dit gedurende die eerste kwartaal 'n skerp seisoensdaling getoon het, het die netto krediet wat deur die banksektor aan die regeringsektor verleen is gedurende die tweede kwartaal aansienlik toegeneem, maar daarna gedurende Julie weer afgeneem tot 'n syfer wat laer was as dié wat aan die einde van 1966 aangeteken is. Totale bankkrediet aan die private sektor het egter gedurende die tweede kwartaal weer aansienlik toegeneem en, weens 'n skerp styging in die voorskotte van die Landbank, voortgegaan om gedurende Julie te styg. Gedurende Augustus het die Reserwebank se beperkende kredietbeleid 'n merkbare afname in die handelsbanke se diskonteringe en voorskotte aan die private sektor, uitgesonderd die Landbank, tot gevolg gehad, maar die effek hiervan op geld en kwasi-geld

is min of meer geneutraliseer deur 'n verdere toename in Landbankvoorskotte om die rekord mielie-oes te finansier.

## Nasionale rekeninge<sup>1</sup>

### Bruto binnelandse produk

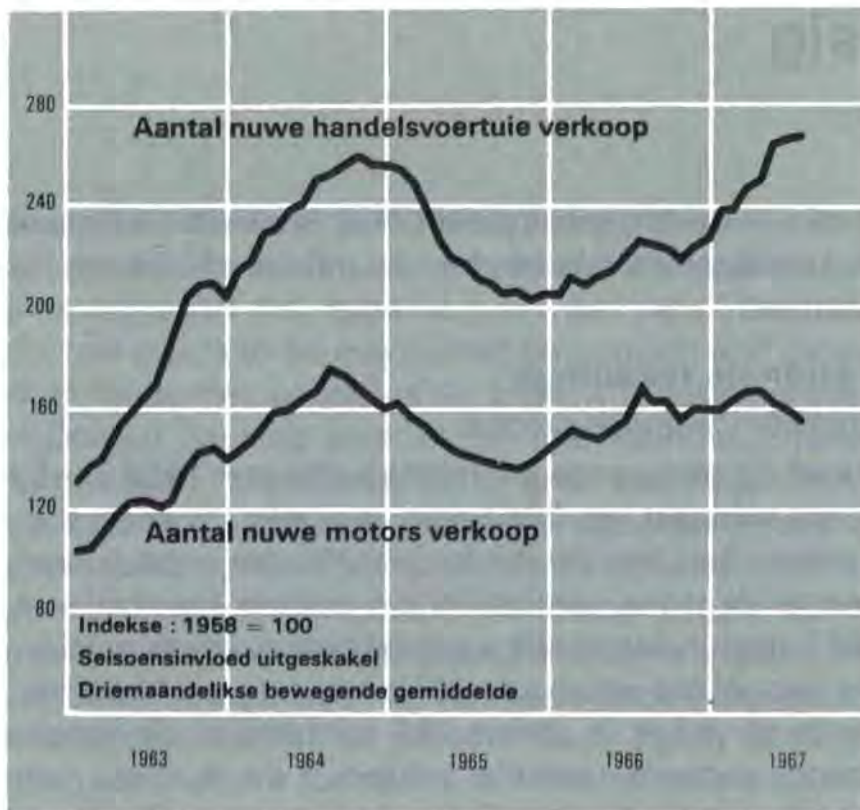
Nadat dit gedurende die laaste helfte van 1966 en die eerste kwartaal van 1967 teen 'n relatief lae koers toegeneem het, het die bruto binnelandse produk teen heersende pryse gedurende die tweede kwartaal van 1967 teen 'n aansienlik versnelde tempo gestyg. Hierdie versnelling was hoofsaaklik, maar nie uitsluitlik nie, toe te skryf aan 'n aansienlike toename in die toegevoegde waarde van die landbou; die bydraes van fabriekswese en vervoer het ook aanmerklik toegeneem. Ondanks verdere prysstygings dui voorlopige aanduidings daarop dat die *reële* bruto binnelandse produk ook gedurende die tweede kwartaal teen 'n baie hoë koers toegeneem het.

### Bruto binnelandse besteding

Bruto binnelandse besteding het insgelyks gedurende die tweede kwartaal van 1967 teen 'n vinniger tempo as gedurende die eerste kwartaal toegeneem en het die bruto nasionale produk met 'n ietwat groter bedrag oorskry, sodat die tekort in die betalingsbalans in lopende rekening ook effens vergroot het.



<sup>1</sup> Die ontleding in hierdie deel van die oorsig is hoofsaaklik gebaseer op die Reserwebank se kwartaallikse ramings van die nasionale rekeninge, ná uitskakeling van die seisoensinvloed. Aangesien hierdie syfers nog nie as betroubaar genoeg vir publikasie beskou word nie, word die ontleding van die kwartaallikse verwikkelinge tot die beskrywing van breë tendense beperk.



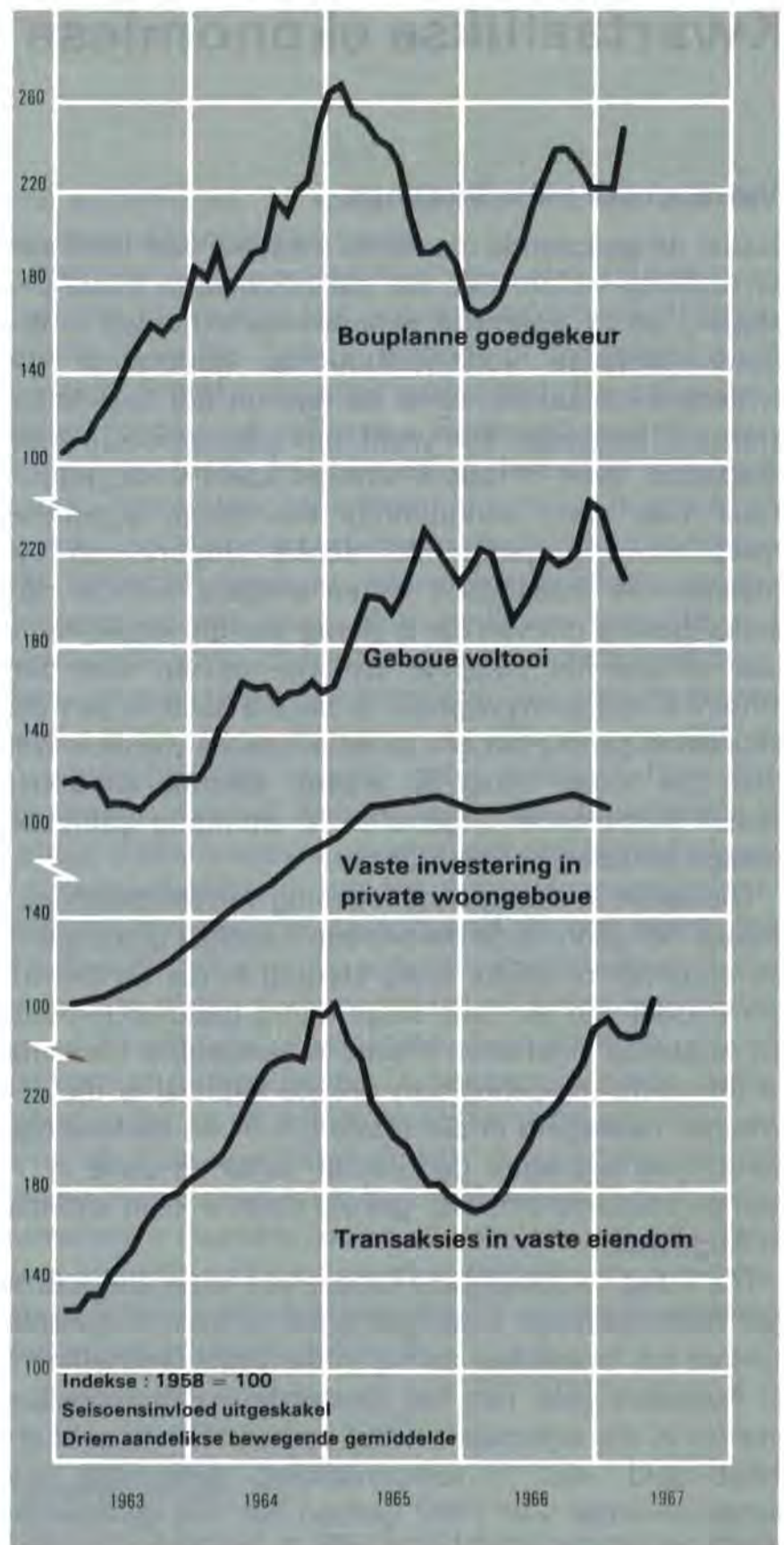
Nadat dit gedurende die eerste kwartaal van 1967 skerp gedaal het, het private vaste investering gedurende die tweede kwartaal horisontaal beweeg. Die vaste kapitaalbesteding van openbare korporasies het eweneens min verandering getoon, terwyl openbare owerhede daarin geslaag het om hul vaste investering ietwat te verminder. Voorraadinvestering daarenteen het verder toegeneem, hoofsaaklik weens 'n aansienlike toename in handels- en landbouvoorrade.

Private verbruiksbesteding het gedurende die tweede kwartaal 'n aansienlike verdere toename getoon, terwyl die lopende besteding van openbare owerhede, wat gedurende die voorafgaande drie kwartale in werklikheid gedaal het, weer skerp opwaarts beweeg het.

### Algemene ekonomiese aanwysers

Verdere bewyse van die voortgesette lewendigheid van die ekonomie gedurende die tydperk April tot Augustus word gevind in die gedrag van ekonomiese aanwysers soos bankdebiteringe, die volume van fabrieksproduksie, spoorweginkomste, bouplanne goedgekeur, vaste eiendomstransaksies en die aantal nuwe motors en nuwe handelsvoertuie verkoop, alhoewel die beskikbare statistiek nie in alle gevalle die volle periode van vyf maande dek nie. Dit is veral betekenisvol dat die seisoensaangesuiwerde indeks van die volume van fabrieksproduksie, wat geneig het om gedurende die eerste kwartaal van 1967 gelyk te verloop, skerp gestyg het van 188·2 in Maart tot 204·1 in Mei, veral as gevolg van toenames in die kategorieë basiese metale en tekstiele, klerasie en skoeisel.

Die voortsetting van stram toestande in die arbeidsmark word weerspieël in die feit dat die seisoensaangesuiwerde indeks vir geregistreerde werklose Blankes, Kleurlinge en Asië (1958 = 100) dwarsdeur die tydperk onder bespreking op 'n buitengewoon lae vlak gebly en slegs 70·6 in Julie beloop het, teenoor 71·6 in Desember 1966.



### Pryse

Ná 'n styging van 3·8 persent tussen Desember 1965 en Desember 1966, het die seisoensaangesuiwerde verbruikersprysindeks verder teen 'n jaarlikse koers van 3·0 persent tussen Desember 1966 en Julie 1967 toegeneem. Terwyl voedselpryse teen 'n jaarlikse koers van 4·7 persent gedurende die laasgenoemde periode toegeneem het, in vergelyking met 4·4 persent gedurende 1966, het die jaarlikse koers van toename van ander pryse van 3·5 persent gedurende 1966 tot 2·3 persent gedurende die eerste sewe maande van 1967 gedaal. Die jaarlikse koers van toename van die seisoensaangesuiwerde indeks van groothandelspryse het insgelyks van 4·5 persent gedurende 1966 tot 2·7 persent tussen Desember 1966 en Julie 1967 verlangsaam.



## Betalingsbalans

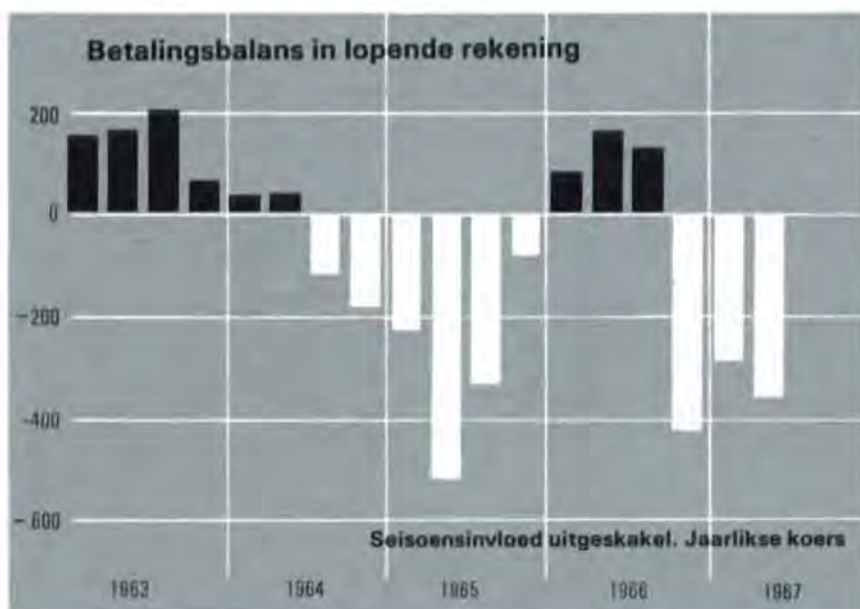
### Tekort op lopende rekening

Soos in meer besonderhede in die Reserwebank se *Jaarlikse Ekonomiese Verslag* aangedui is, het invoere en uitvoere gedurende die tweede kwartaal van 1967 min verandering getoon vergeleke met die eerste kwartaal en het die lopende rekening gevolglik steeds 'n aansienlike tekort getoon. Gedurende die tweede kwartaal het hierdie tekort R96 miljoen bedra, wat gelykstaande aan 'n seisoensaangesuiwerde jaarlikse koers van R360 miljoen was.

Gedurende Julie en Augustus het die lopende tekort egter effens afgeneem toe die uitvoer aansienlik toegeneem het en die invoer, nie teenstaande die verdere verslapping van invoerbeheer in Mei, rondom 'n min of meer horisontale vlak bly skommel het.

### Groot netto invloeiing van kapitaal

Die netto invloeiing van private kapitaal wat gedurende die eerste kwartaal van 1967 tot R18 miljoen afgeneem het, het gedurende die tweede kwartaal tot R89 miljoen toegeneem. Langtermynkapitaal het R43 mil-



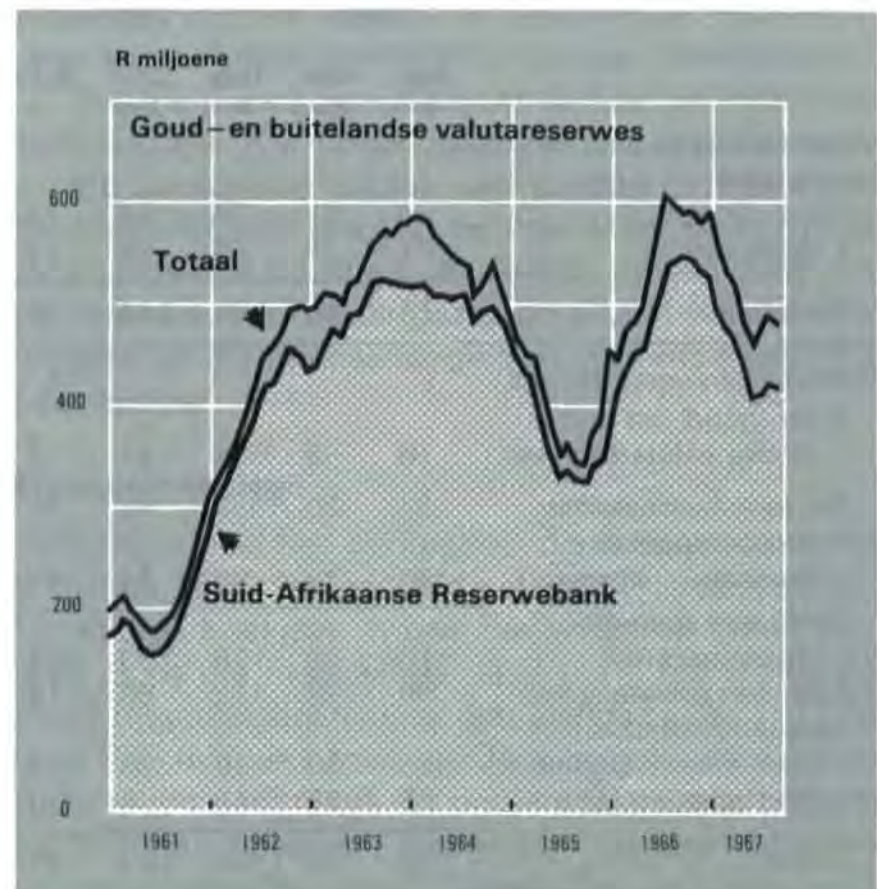
joen van hierdie totaal uitgemaak, hoofsaaklik in die vorm van portefeulje-kapitaalbeleggings, dit wil sê lenings toegestaan aan en effektebeleggings in organisasies wat inwoners van Suid-Afrika is. Die oorblywende R46 miljoen verteenwoordig korttermynfondse, met insluiting van handelskrediete asook foute en onaangetekende transaksies in die betalingsbalansramings.

Sentrale regerings- en banksektorkapitaal het daarenteen 'n verdere netto uitvloeiing van R36 miljoen gedurende hierdie tydperk getoon. Hierby is netto terugbetalings van buitelandse lenings van die Regering ten bedrae van R20 miljoen ingesluit.

Volgens voorlopige aanduidings was die netto invloeiing van kapitaal gedurende Julie en Augustus weer aansienlik.

### Goud- en buitelandse valutareserwes

Die totale goud- en buitelandse valutareserwes gehou deur die Reserwebank, die Regering en die res van die banksektor het gedurende April en Mei met R59 miljoen tot R455 miljoen aan die einde van Mei afgeneem, voordat dit gedurende Junie weer met ongeveer R16 miljoen en gedurende Julie met ongeveer R17 miljoen tot omtrent R488 miljoen aan die einde van Julie toegeneem het. Gedurende Augustus het die totale reserwes effens gedaal tot ongeveer R480 miljoen aan die einde van daardie maand.



## Monetêre en banktoestand

### Geld en kwasi-geld

Nadat dit gedurende die eerste kwartaal, hoofsaaklik as gevolg van seisoensfaktore, 'n afname van R84 miljoen getoon het, het die totale hoeveelheid geld en kwasi-geld gedurende die tweede kwartaal met R123 miljoen gestyg. Dit is deur 'n verdere afname van R47 miljoen gedurende Julie gevolg, sodat die totale hoeveelheid geld en kwasi-geld aan die einde van Julie per saldo R8 miljoen laer was as aan die einde van 1966 en slegs R77 miljoen (3 persent) bo die peil van Julie 1966 gestaan het.

Soos in die bygaande tabel aangetoon word, het die styging van R123 miljoen gedurende die tweede kwartaal voorgekom ondanks 'n afname van R41 miljoen in die netto goud- en buitelandse valutareserwes en moes dit hoofsaaklik aan 'n toename van R103 miljoen in die banksektor se netto eise teen die regeringsektor oor hierdie tydperk toegeskryf word. Hierdie laasgenoemde toename was egter gedeeltelik 'n seisoensverskynsel en het gevolg op 'n afname van R118 miljoen gedurende die voorafgaande kwartaal, wat ook grotendeels van 'n seisoensaard was. Daarbenewens het die banksektor se eise teen die private sektor met 'n verdere R86 miljoen toegeneem, wat die totale toename oor die eerste helfte van die jaar op R198 miljoen te staan gebring het. Die aansienlike verdere styging in hierdie eise gedurende die tweede kwartaal het grotendeels 'n toename in die beleggings van handelsbanke en die Nasionale Finansiële korporasie

### Oorsake van verandering in geld en kwasi-geld

(Verandering in gekonsolideerde bates en laste van die monetêre banksektor)  
(R miljoene)

|   | 1966      |           | 1967       |            | Julie      |
|---|-----------|-----------|------------|------------|------------|
|   | 3de kw.   | 4de kw.   | 1ste kw.   | 2de kw.    |            |
| <b>Verandering in geld en kwasi-geld:</b>     |           |           |            |            |            |
| Geld . . . . .                                | 6         | 42        | -75        | 94         | -74        |
| Kwasi-geld . . . . .                          | 67        | 6         | -9         | 29         | 27         |
| <b>Totaal . . . . .</b>                       | <b>73</b> | <b>48</b> | <b>-84</b> | <b>123</b> | <b>-47</b> |
| <b>Oorsake van verandering:</b>               |           |           |            |            |            |
| Netto goud- en buitelandse valutareserwes     | 16        | -9        | -68        | -41        | 19         |
| Eise teen regeringsektor                      | 83        | 30        | -158       | 49         | 15         |
| Regeringsdeposito's<br>(toename -, afname +)  | -100      | 10        | 40         | 54         | -60        |
| Netto eise teen die regeringsektor . . . . .  | -16       | 40        | -118       | 103        | -45        |
| Eise teen private sektor . . . . .            | 69        | 78        | 112        | 86         | 18         |
| Langtermyndeposito's<br>(toename -, afname +) | -23       | -32       | -12        | -33        | -9         |
| Ander bates en laste . . . . .                | 28        | -29       | 2          | 8          | -30        |
| <b>Totaal . . . . .</b>                       | <b>73</b> | <b>48</b> | <b>-84</b> | <b>123</b> | <b>-47</b> |

weerspieël, alhoewel die banke se diskonteringe en voorskotte gedurende hierdie tydperk ook 'n verdere styging getoon het.

Die daling van R47 miljoen in die totale hoeveelheid geld en kwasi-geld gedurende Julie was hoofsaaklik



die gevolg van 'n afname van R45 miljoen in die banksektor se netto eise teen die regeringsektor, wat die totale afname in hierdie eise oor die eerste sewe maande van 1967 op R60 miljoen te staan gebring het. Nieteenstaande die uitwerking van die beperkende kredietmaatreëls, het die eise teen die private sektor gedurende Julie nog met R18 miljoen toegeneem, maar dit moet in hoofsaak aan 'n toename van R65 miljoen in die voorskotte van die Landbank, wat op sy beurt weer in verhoogde mate van krediet van die Reserwebank en van ander monetêre banke gebruik het, toegeskryf word.

### Bankkrediet

Teen die einde van April het die diskontering, lenings en voorskotte aan die private sektor (met uitsondering van die Landbank) van handelsbanke en monetêre huurkoop-, algemene en spaarbanke tot ongeveer R138 miljoen bo die „plafon” wat vir September 1967 gestel is, gestyg. Hierdie syfer het egter verskeie bedrae waarvoor magtiging bo die plafon verleen is, soos krediet aan sekere openbare korporasies en vir die finansiering van spesiale invoere van strategiese belang, ingesluit. Gedurende die daaropvolgende vier maande het hierdie banke hul diskontering, lenings en voorskotte aan die private sektor egter so aansienlik verminder dat hul „nie-vrygestelde” krediet aan die einde van Augustus volgens voorlopige aanduidings slegs matig bo die limiet wat vir September gestel is, te staan gekom het.



Die amptelike kredietbeleid is op 11 Augustus 'n stap verder gevoer toe 'n proklamasie in die Staatskoerant gepubliseer is wat aan die Reserwebank bevoegdheid verleen het om „bevele en reëls uit (te) vaardig wat, direk of indirek, verband hou met of enige betrekking het op kredietverlening” deur bankinstellings. Verder is voorsiening gemaak vir strafmaatreëls in die geval van versuim om aan enige voorskrif wat op hierdie wyse uitgereik is, te voldoen. Dit is opgevolg deur 'n kennisgewing in die Staatskoerant van 25 Augustus wat nie slegs regsgeldigheid gegee het aan die versoek wat voorheen deur die Reserwebank gedoen is met betrekking tot die peil van die diskontering, lenings en voorskotte van die monetêre banke aan die private sektor soos op 30 September 1967 nie, dit wil sê 92½ persent van die betrokke bedrag soos op 31 Maart 1965, maar dit ook tot ná September verleng het.

### Korttermyn-rentekoerse

Nadat dit gedurende die tweede kwartaal en Julie tussen 5 en 4¾ persent geskommel het, het die skatkiswissel-tenderkoers vanaf 4·97 persent op 28 Julie tot 4·70 persent op 8 September gedaal voordat dit weer tot 4·78 persent op 22 September gestyg het.

Die daling gedurende Augustus en die eerste week van September het hoofsaaklik verband gehou met die skepping van buitengewoon groot bedrae aan krediet deur die Reserwebank vir die Landbank om laasgenoemde te help om die besonder groot mielie-oes te finansier. Dit het vanselfsprekend die likwiditeit van die monetêre banke, en in die besonder die bedrag aan daggeld wat deur hulle by die diskontohuise en die Nasionale Finansiële korporasie gehou is, vermeerder. Die weeklikse aansoeke om skatkiswissels het gevolglik skerp toegeneem en hoewel die bedrae wat aangebied is, verhoog is, het die tenderkoers op hierdie wissels soos hierbo aangedui is, gedaal. In werklikheid sou die koers waarskynlik verder gedaal het indien die Reserwebank nie onder spesiale terugkoop-ooreenkomste aansienlike bedrae aan Landbankwissels aan die diskontohuise verkoop het nie. Meer onlangs het die owerheid ook addisionele wissels op aanvraag aan die geldmark beskikbaar gestel en dit het waarskynlik bygedra tot die effense styging in die tenderkoers ná 8 September.

### Staatsfinansies

Statkisfinansies het gedurende die tydperk April tot Augustus 1967, dit wil sê die eerste vyf maande van die huidige boekjaar, 'n baie bevredigende beeld vertoon. Soos die meegaande tabel toon, het die totale tekort, uitgesonderd lenings, gedurende hierdie periode slegs R38 miljoen bedra, wat R92 miljoen minder was as die tekort gedurende die ooreenstemmende tydperk die 1966/67-boekjaar. Bowendien het leningsfondse wat gedurende hierdie vyf maande van die Staatskuld-

kommissarisse (R49 miljoen) en die private nie-banksektor (R45 miljoen) ontvang is, hierdie tekort meer as gedek en is die Skatkis in staat gestel om sy netto skuldposisie teenoor die buitelandse sektor en die monetêre banksektor met R30 miljoen en R26 miljoen onderskeidelik te verminder. Die Skatkis was, met ander woorde, weer in staat om, soos in die voorafgaande drie kwartale, nie alleen sy totale lopende en kapitaaluitgawes sonder gebruikmaking van bykomstige bankkrediet te finansier nie, maar ook om 'n matige vernouende invloed op die likwiditeit van die private sektor uit te oefen.

**Skatkisfinansies**  
(R miljoene)

|  | Boek-<br>jaar<br>1966/<br>67 | 1967            |       |       |                 |
|--|------------------------------|-----------------|-------|-------|-----------------|
|  |                              | April-<br>Junie | Julie | Aug.* | April-<br>Aug.* |
| Totale oorskot of tekort, uitgesonderd lenings       | -340                         | -41             | -2    | 5     | -38             |
| Finansiering:  |                              |                 |       |       |                 |
| Verandering in skuldposisie teenoor:                 |                              |                 |       |       |                 |
| Buitelandse sektor                                   | -15                          | -23             | -2    | -5    | -30             |
| Private nie-banksektor                               | 167                          | 18              | 26    | 1     | 45              |
| Staatskuld-kommissarisse                             | 165                          | 38              | 3     | 8     | 49              |
| Betaalmeestergeneraal en bestaans-beveiligingsfondse | -1                           | 20              | -20   | —     | —               |
| Subtotaal  | 316                          | 53              | 7     | 4     | 64              |
| Monetêre banksektor:                                 |                              |                 |       |       |                 |
| Verandering in besit aan staatspapier                | 60                           | 25              | 20    | 33    | 78              |
| Verandering in skatkissaldo (toename -, afname +)    | -36                          | -37             | -25   | -42   | -104            |
| Subtotaal  | 24                           | -12             | -5    | -9    | -26             |
| Totale finansiering                                  | 340                          | 41              | 2     | -5    | 38              |

\*Voorlopige ramings

**Kapitaalmark**

*Opbrengskoerse op langtermyn-effekte en -obligasies*

Die vraag na feitlik alle soorte fondse in die kapitaalmark het dwarsdeur die tydperk April tot Julie 1967 buitengewoon sterk gebly en, hoewel die Reserwebank se stel koerse vir langtermyn-staatseffekte onveranderd gebly het, het die opbrengskoerse op langtermyn-effekte uitgereik deur plaaslike owerhede en openbare korporasies vanaf 'n vlak van ongeveer 7.2 persent tot 7.26 persent toegeneem. Dit het meebring dat die marge tussen hierdie opbrengskoerse en dié op langtermyn-staatseffekte tot  $\frac{3}{4}$  persent gestyg het. Verder het die opbrengskoers op nuutuitgereikte obligasies van maatskappye vanaf ongeveer 8 persent gedurende die tweede kwartaal tot  $8\frac{1}{4}$  persent in Julie toegeneem.

*Aandelepryse en -opbrengskoerse*

Nadat dit sterk gestyg het tot 'n hoogtepunt in April, het die pryse van finansiële, nywerheids- en handelsaandele gedurende die daaropvolgende twee maande geneig om te daal, hoewel finansiële aandele weer klein toenames gedurende Julie aangeteken het. Die afwaartse neiging in die pryse van goudmynaandele het gedurende die tydperk onder beskouing voortgeduur.

Die gemiddelde opbrengskoers op goudmynaandele het tot 10.6 persent in Julie gestyg, terwyl dié op nywerheids- en handelsaandele vanaf 4.4 persent in April tot 4.8 persent in Junie toegeneem het.

*Bouverenigings*

Die bouverenigings het daarin geslaag om hulle uitstaande verband- en ander lenings met R36 miljoen gedurende die tweede kwartaal van 1967 uit te brei, vergeleke met R20 miljoen gedurende die laaste kwartaal van 1966 en R25 miljoen gedurende die eerste kwartaal van 1967. Gedurende Julie is 'n verdere toename van R12 miljoen aangeteken. Hierbenewens is 'n bedrag van R3 miljoen by hulle likwiede bates en ander voorgeskrewe beleggings gedurende die vier maande April tot Julie 1967 gevoeg.

Ná die verhoging in sommige van hulle deposito-koerse gedurende Maart 1967, het die verenigings gedurende die tydperk April tot Julie daarin geslaag om hulle vaste deposito's met R49 miljoen te laat toeneem. Hulle spaardeposito's en aandelekapitaal het, gedeeltelik as gevolg van seisoensinvloede, met R14 miljoen afgeneem, met die gevolg dat hulle totale middele met R35 miljoen gedurende hierdie vier maande gestyg het.

*Effektetrusts*

Vergeleke met R7 miljoen gedurende die laaste kwartaal van 1966 en R10 miljoen gedurende die eerste kwartaal van 1967, het die netto bedrag wat deur die algemene publiek by effektetrusts belê is, in totaal R12 miljoen gedurende die tweede kwartaal van 1967 en R3 miljoen gedurende Julie bedra. Gedurende die laasgenoemde vier maande het die trusts se netto bates, dit wil sê totale bates teen markwaarde min korttermynverpligings, met ongeveer R14 miljoen toegeneem en op R50 miljoen aan die einde van Julie te staan gekom.

Die verkooppryse van onderaandele, wat hoofsaaklik die netto batewaarde per onderaandeel weerspieël, het opwaarts beweeg tot aan die einde van April, maar gedurende die daaropvolgende twee maande gedaal voordat dit aan die einde van Julie op 'n vlak effens hoër as dié aan die einde van Junie gestabiliseer het. Die gemiddelde opbrengskoers op onderaandele, wat tot 3.4 persent aan die einde van April gedaal het, het effens toegeneem tot 3.5 persent aan die einde van Julie.